

Understanding French

Grammar I

Introduction to French

French is a musical, romantic language, and its sounds need practice and a fair amount of attention. Although you can make yourself understood in French despite your own regional accent, use this chapter to help you sound as much like a native as possible.

Four areas need your undivided attention: accents, vowels, nasal sounds, and consonants, combined with the techniques of liaison and elision. The sounds of French vowels and nasals are quite different from the sounds you may be accustomed to in English; for that reason, vowels and nasals require some practice to obtain good results. Unlike English, French has accent marks that may or may not effect a change in pronunciation. In addition, many French consonants have the same pronunciation as those in English — only a few require additional concentration.

Keep in mind that each syllable in a French word has about equal stress, so by putting about the same emphasis on each syllable, you get the best results possible. Slightly stronger emphasis is placed on the last syllable of a group of words.

In addition, consider the following tips for better pronunciation:

- Speak slowly and clearly.
- Combine sounds and words for a more natural flow.
- Practice reading aloud authentic French materials.
- Listen to tapes and records to get a better feel for the sounds of the language.
- Don't be afraid to ham it up; that is, trying your best to sound like a native French speaker.
- Pay attention to accents and nasal sounds.

Liaison and Elision

Liaison refers to the linking of the final consonant of one word with the beginning vowel (a, e, i, o, u) or vowel sound (generally, h and y) to the following word, as in the following example: *vous imitez* (voo zee-mee-tay).

Note how pronunciation of the final “s” of *vous* takes on the sound of “z” and combines with the pronunciation of the beginning “i” of *imitez*.

Elision usually occurs when two vowel sounds are pronounced: one at the end of a word and the other at the beginning of the next word. Drop the final vowel of the first word and replace it with an apostrophe. The two words then simply slide together: *je + imite = j'imite* (zhee-meet).

Note how the final “e” (uh) sound of *je* (zhuh) is dropped.

Accents

An accent mark may change the sound of a letter, the meaning of a word, replace a letter that existed in old French, or have no perceivable effect at all. Accents are used only on vowels and under the letter c.

- An **accent aigu** (´) is only used on an *e* (é) and produces the sound *ay*, as in “day.” It may also replace an *s* from old French. When you see this letter, replace the é with an imaginary *s* to see if its meaning becomes more evident.

é *tranger* = stranger

- An **accent grave** (`) may be used on an à or ù where it causes no sound change, or on an è, producing the sound of *eh* as in the *e* in “get.”
- An **accent circonflexe** (^) may be placed on any vowel but causes no perceptible sound change. It, too, often replaces a “s” from old French, which may give a clue to the meaning of the word.

forêt = forest

- A **cédille** (¸) is placed under a “c” (ç), to create a soft (s) sound before the letters *a*, *o*, or *u*.

ç *a* (sah)

- A **tréma** (¨) is placed on the second of two consecutive vowels to indicate that each vowel is pronounced independently.

Noël (noh- ehl)

Vowels

Some vowels in French have multiple pronunciations determined by specific linguistic rules, letter combinations, and/or accent marks, as shown in Table 1. You can always find exceptions, however, so when in doubt, consult a dictionary. In addition, expect sounds that are unfamiliar when vowels appear in combinations.

TABLE 1 Vowels and their Sounds

Vowel	Sound
<i>a, à, â</i>	ah as in m a
<i>e</i> , final <i>er</i> and <i>ez</i> , <i>es</i> in some one-syllable words, some <i>ai</i> and <i>et</i> combinations	ay as in d ay
<i>e</i> in one syllable words or in the middle of a word followed by one consonant	uh as in th e
è, ê, and <i>e</i> (plus two consonants or a final pronounced consonant), <i>et</i> , <i>ei</i> , <i>ai</i>	eh as in g et
<i>i, î, y, ui</i>	i as in magaz ine

<i>ill</i> or <i>il</i> when preceded by a vowel	y as in you <i>o</i> (before <i>se</i>)
<i>o</i> (last pronounced sound of word) <i>ô, au, eau</i>	o as in g o
<i>o</i> when followed by a pronounced consonant other than <i>s</i>	oh as in l ove
ou, où, oû	oo as in b oot
<i>oy, oi</i>	wah as in watc
<i>u, û, û</i>	no English equivalent – try saying ew with lips rounded.

Nasal Sounds

French nasal sounds occur when a vowel is followed by a single *n* or *m* in the same syllable, as shown in Table 1. You must use your nose (which should vibrate a bit) and your mouth to make these sounds.

TABLE 1 Nasal Sounds

Nasal	Sound
<i>an, en (am, em)</i>	like on with minor emphasis on n
<i>in, ain (im, aim)</i>	like an with minor emphasis on n
<i>ien</i>	like yan in yankee with minor emphasis on n
<i>oin</i>	like wa in wag
<i>on (om)</i>	like on in wr ong
<i>un (um)</i>	like un in uncle

Keep in mind that the following combinations do not require nasalized vowel sounds:

- vowel + *nn* or *mm*: *bonne* (pronounced like bun in English)
- vowel + *n* or vowel + *m*: *mine* (pronounced like mean in English)

Consonants

The French consonants in Table 1 are pronounced the same as they are in English: *b, d, f, k, l, m, n, p, s, t, v, z*. Most final French consonants remain unpronounced except for *c, r, f, and l* (think of the word **ca re fu l**). When in doubt, consult a good dictionary.

TABLE 1 Consonant Sounds

Consonant	Sound
<i>c + a, o, u</i>	c as in car

<i>ch</i>	sh as in ma ch ine
<i>g + a, o, u; gu + e, i, y</i>	g as in g o
<i>g + e, I; ge + a, o</i>	zh as in mea s ure
<i>gn</i>	ny as in u n ion
<i>j</i>	zh as in mea s ure
<i>h</i>	always silent
<i>q and qu</i>	k as in kind
<i>r</i>	no equivalent — the sound is guttural and pronounced at the back of the throat as if gargling
<i>s between two vowels and the s in - sion</i>	z as in z ero
<i>t in - tion</i>	s as in s ea
<i>th</i>	t as in t ea
<i>x (before vowel)</i>	eg as in l eg

Getting Ready for the Basics

Proper greetings, salutations, and goodbyes are extremely important when you meet a **francophone** (a French-speaking person). In addition, expressing numbers and being able to tell or ask about the time are essential tools in many circumstances. And being able to express the day, the month, the date, the season, or the weather is beneficial in many social conversations, especially when you're making plans.

Cognates are words that are the same or similar in both French and English. If you know your cognates, simply turn on your French accent and *voilà* — you're speaking French! False friends, on the other hand, are words whose meanings are deceptive, so you don't want to misuse them and make mistakes.

Greetings and Salutations

In France, a formal approach is *de rigueur* (mandatory) if you want to converse with a person whom you don't know at all or very well. Don't commit a *faux pas* (mistake) by addressing someone informally before you have established a strong friendship or relationship. Start and end your conversations correctly by consulting Tables [1](#) and [2](#).

TABLE 1 Formal Greetings and Goodbyes

Greeting/Goodbye in English	French Translation
Hello.	<i>Bonjour.</i>
Good evening.	<i>Bonsoir.</i>

Mr.	<i>monsieur</i>
Mrs.	<i>madame</i>
Miss (Ms.)	<i>mademoiselle</i>
What's your name?	<i>Comment vous appelez-vous?</i>
My name is ...	<i>Je m'appelle ...</i>
I'm happy to meet you.	<i>Je suis heureux(se) de faire votre connaissance.</i>
I'd like you to meet ...	<i>Je vous présente ...</i>
How are you?	<i>Comment allez-vous?</i>
Very well.	<i>Très bien.</i>
Not bad.	<i>Pas mal.</i>
So so.	<i>Comme ci comme ça.</i>
Goodbye.	<i>Au revoir.</i>
Good night.	<i>Bonne nuit.</i>

TABLE 2 Informal Greetings and Goodbyes

Greeting/Goodbye in English	French Translation
Hi.	<i>Salut.</i>
What's your name?	<i>Tu t'appelles comment?</i>
My name is ...	<i>Je m'appelle ...</i>
Pleased to meet you.	<i>Enchanté(e).</i>
I'd like you to meet ...	<i>Je te présente ...</i>
Bye.	<i>Salut.</i>
How are you?	<i>Ça va?</i>
Fine.	<i>Ça va.</i>
How's it going?	<i>Ça marche?</i>
Fine.	<i>Ça marche.</i>
What's new?	<i>Quoi de neuf?</i>
Nothing.	<i>Rien.</i>
See you soon.	<i>` bientôt.</i>
See you later.	<i>` tout ` l'heure.</i>
See you tomorrow.	<i>` demain.</i>

Note that *vous* expresses “you” in formal conversation, whereas *tu* expresses “you” in informal conversation.

As a sign of respect, older French women are generally referred to and addressed as *madame*, despite their marital status. Because *mademoiselle* is reserved for younger women, use *madame* when in doubt.

After sunset, *bonsoir* is used as a greeting. Use *bonne nuit* if you are about to retire for the night.

Numbers

The French write two numbers differently than Americans do: the number 1 has a little hook on top, which makes it look like a 7. So, to distinguish a 1 from a 7, a line is put through the 7, to look like this: 7̄.

In numerals and decimals, the French use commas where Americans use periods, and vice versa:

<i>English</i>	<i>French</i>
4,000	4.000
.95	0,95
\$16.75	\$16, 7̄5

Cardinal numbers

Consult Table 1 for a list of French **cardinal numbers**, the numbers we use for counting: 1, 2, 3, 4, and so on.

TABLE 1 Cardinal Numbers

Number	French Translation
0	<i>zéro</i>
1	<i>un</i>
2	<i>deux</i>
3	<i>trois</i>
4	<i>quatre</i>
5	<i>cinq</i>
6	<i>six</i>
7	<i>sept</i>
8	<i>huit</i>
9	<i>neuf</i>
10	<i>dix</i>
11	<i>onze</i>

12	<i>douze</i>
13	<i>treize</i>
14	<i>quatorze</i>
15	<i>quinze</i>
16	<i>seize</i>
17	<i>dix-sept</i>
18	<i>dix-huit</i>
19	<i>dix-neuf</i>
20	<i>vingt</i>
21	<i>vingt et un</i>
22	<i>vingt-deux</i>
30	<i>trente</i>
40	<i>quarante</i>
50	<i>cinquante</i>
60	<i>soixante</i>
70	<i>soixante-dix</i>
71	<i>soixante et onze</i>
72	<i>soixante-douze</i>
73	<i>soixante-treize</i>
74	<i>soixante-quatorze</i>
75	<i>soixante-quinze</i>
76	<i>soixante-seize</i>
77	<i>soixante-dix-sept</i>
78	<i>soixante-dix-huit</i>
79	<i>soixante-dix-neuf</i>
80	<i>quatre-vingts</i>
81	<i>quatre-vingt-un</i>
82	<i>quatre-vingt-deux</i>
90	<i>quatre-vingt-dix</i>
91	<i>quatre-vingt-onze</i>
92	<i>quatre-vingt-douze</i>
100	<i>cent</i>

101	<i>cent un</i>
200	<i>deux cents</i>
201	<i>deux cent un</i>
1000	<i>mille</i>
2000	<i>deux mille</i>
1,000,000	<i>un million</i>
2,000,000	<i>deux millions</i>
1,000,000,000	<i>un milliard</i>
2,000,000,000	<i>deux milliards</i>

Note the following about cardinal numbers:

- **The conjunction *et* (and) is used only for the numbers 21, 31, 41, 51, 61, and 71 .** In all other compound numbers through 99, *et* is dropped, and a hyphen is used.
- **Before a feminine noun *un* becomes *une*.**
 - *vingt et un hommes* (21 men)
 - *vingt et une femmes* (21 women)
- **To form 70 to 79, use *soixante plus 10, 11, 12, and so on.***
- **To form 90 to 99, use *quatre-vingt plus 10, 11, 12, and so on.***
- **For *quatre-vingts* (80) and the plural of *cent* (100) for any number above 199, drop the *s* before another number, but not before a noun .**
 - *quatre-vingt-quinze euros* (95 euros)
 - *quatre-vingts euros* (80 euros)
 - *deux cent cinquante dollars* (250 dollars)
 - *deux cents dollars* (200 dollars)
- ***Un* is not used before *cent* (100) and *mille* (1000).**
 - *cent hommes* (100 men)
 - *mille femmes* (1, 000 women)
- ***Mille* doesn't take *s* in the plural .**
 - *deux mille dollars* (2, 000 dollars)
- ***Mille* becomes *mil* in dates .**
 - *J'ai mille neuf cent dollars.* (I have 1, 900 dollars.)
 - *Je suis né en mil neuf cents dix.* (I was born in 1910.)
- **To express numbers between 1000 and 9999, where it is more convenient, you can avoid using *mille* and simply use *cent*.**
 - *mille cent or onze cents* (1, 100)
 - *mille neuf cents or dix-neuf cents* (1, 900)
- **The following words are used to express common arithmetic functions.**
 - + (plus) is *et*
 - – (minus) is *moins*
 - × (times) is *fois*
 - ÷ (divided by) is *divisé par*
 - = (equals) is *font*

Nouns of number

Some numbers are used as collective nouns to express a round number, and some are followed by *de* (*d'*) before another noun, as shown in Table 2.

TABLE 2 Nouns of Number

French Nouns of Number	English Translation
<i>une dizaine</i>	about ten
<i>une douzaine</i>	a dozen
<i>une quinzaine</i>	about fifteen
<i>une vingtaine</i>	about twenty
<i>une cinquantaine</i>	about fifty
<i>une centaine</i>	about a hundred
<i>un millier</i>	about a thousand
<i>un million</i>	a million
<i>un milliard</i>	a billion
<i>une centaine de femmes</i>	about 100 women
<i>deux centaines *<u> </u>de femmes</i>	about 200 women
<i>deux douzaines *<u> </u>d'œufs</i>	two dozen eggs
<i>des milliers *<u> </u>de jouets</i>	thousands of toys
<i>un million de dollars</i>	a million dollars
<i>deux millions *<u> </u>de dollars</i>	two million dollars
<i>sept milliards *<u> </u>d'hommes</i>	seven billion men

Ordinal numbers

Ordinal numbers allow you to express the floors in a building or numbers in a series. Most ordinal numbers are formed by adding *i-ème* to the cardinal number, as shown in Table 3.

TABLE 3 Ordinal Numbers

Ordinal	French Translation
1st	<i>premier or première</i>
2nd	<i>deuxième or second(e)</i>
3rd	<i>troisième</i>
4th	<i>quatrième</i>
5th	<i>cinquième</i>

7th	<i>septième</i>
8th	<i>huitième</i>
9th	<i>neuvième</i>
10th	<i>dixième</i>
11th	<i>onzième</i>
12th	<i>douzième</i>
20th	<i>vingtième</i>
21st	<i>vingt et un(e)ième</i>
72nd	<i>soixante-douzième</i>

Note the following about ordinal numbers:

- **Premier and première are abbreviated as follows:**
 - *premier*: 1^{er}
 - *première*: 1^{re}
- **All others ordinals get a superscript, e, as follows:**
 - *dixième*: 10^e
 - *centième*: 100^e
- **Except for premier and second, ordinal numbers are formed by adding -ième to the cardinal number.** The silent *e* is dropped before -ième: *quatrième*, *onzième*, and so on.
 - *la quatrième fois* (the fourth time)
- **A u is added in cinquième, and a v replaces the f in neuvième.**
 - *le cinquième chapitre* (the fifth chapter)
- **Ordinal numbers agree in number and gender with the nouns they describe.** *Premier (première) and second (seconde)* and numbers using *unième (uneième)* are the only ordinal numbers that have a feminine form.
 - *le premier garçon* (the first boy)
 - *la première fille* (the first girl)
 - *les premières années* (the first years)
 - *les vingt et unièmes anniversaires* (21st birthdays)
- **Premier is used only for the first in a series.** For 21 to 71, *unième* is added after the conjunction *et* to express first, and it must agree in number and gender with the noun it modifies.
 - *le cinquante et unième match* (the 51st match)
 - *la quarante et uneième année* (the 41st year)
- **Second(e) is generally used in a series that goes no higher than two.**
- **Use le or la before huit/ huitième and onze/ onzième.** No elision is necessary.
 - *le huitième jour* (the 8th day)
 - *le onze juillet* (July 11th)
- **In French, cardinal numbers precede ordinal numbers.**
 - *les quatre premières personnes* (the first four people)

Days and Dates

In order to express the date, you first must know the days of the week and the months of the year in French. All months, days of the week, and seasons in French are masculine and are not capitalized unless they are used at the beginning of a sentence.

Days and months

French calendars start with Monday as the first day of the week. Keep this in mind when making appointments. Tables [1](#) and [2](#) give you the days of the week and the months of the year, respectively.

TABLE 1 Days of the Week

Day in English	French Translation
Monday	<i>lundi</i>
Tuesday	<i>mardi</i>
Wednesday	<i>mercredi</i>
Thursday	<i>jeudi</i>
Friday	<i>vendredi</i>
Saturday	<i>samedi</i>
Sunday	<i>dimanche</i>

TABLE 2 Months of the Year

Month in English	French Translation
January	<i>janvier</i>
February	<i>février</i>
March	<i>mars</i>
April	<i>avril</i>
May	<i>mai</i>
June	<i>juin</i>
July	<i>juillet</i>
August	<i>août</i>
September	<i>septembre</i>
October	<i>octobre</i>
November	<i>novembre</i>
December	<i>décembre</i>

Dates

Dates in French may be expressed in several ways, as follows. Notice that *le* is optional or may be used in one of two places: (*le*) + day + (*le*) cardinal number + month + year.

July 11, 2001 may expressed in any of the following ways:

- *lundi onze juillet 2001*
- *lundi le onze juillet 2001*
- *le lundi onze juillet 2001*

Note the following when expressing a date:

- **The first of each month is expressed by *premier*, but *premier* is the only ordinal number used** . Cardinal numbers are used for all other days.
 - *le premier avril* (April 1st)
 - *le deux mars* (March 2nd)
 - *le neuf juin* (June 9th)
- **Years are usually expressed in hundreds, just like in English.**
 - *dix-neuf cent quatre-vingt-dix-neuf* (1999)
 - *mil neuf cent quatre-vingt-dix-neuf* (1999)
 - *deux mille* (2000)
- **When writing the date in numbers, the French follow the sequence, day + month + year, just as they do in speaking.**
 - *le 3 mai 2001* (May 3, 2001) which is expressed as *3/5/01* (5/3/01)
- **The word for year, *an*, is used with ordinal numbers (1, 2, 3, and so on) unless an adjective is used to describe the word “year,” in which case the word *année* is used to express year. Sometimes, either word is acceptable** .
 - *un an* (a year)
 - *une année* (a year)
 - *six bonnes années* (six good years)
 - *quelques années* (some years)
 - *l'an dernier* (last year)
 - *l'année dernière* (last year)
- **To express “on” a certain day, the French use the definite article *le*, explained in more detail in Chapter 3.**
 - *Le lundi je vais en ville.* (On Monday[s], I go downtown.)
- **The English words “on” and “of” are not expressed in French dates.**
 - *Il arrive le quatorze septembre.* (He's arriving on September 14th).
 - *Nous partons le quinze avril.* (We're leaving on the 15th of April.)
- **Use the preposition *en* to express “in” with months** .
 - *Je voyage en juillet.* (I travel in July.)
- **Use the following questions to receive or give information pertaining to today's day or date.** You can also use the same questions to receive or give information about the day or date of an event by changing *aujourd'hui* (today) to the day, date, or event in question.
 - *Quel jour est-ce aujourd'hui?* What day is today? *C'est aujourd'hui ...* (Today is ...)
 - *Quel jour sommes-nous aujourd'hui?* (What day is today?) *Nous sommes aujourd'hui ...* (Today is ...)
 - *Quelle est la date d'aujourd'hui?* (What's today's date?) *C'est aujourd'hui ...* (Today is ...)

The words and expressions in Table 3 may prove invaluable to you when you need information about a period of time.

TABLE 3 Periods of Time

Time Period in English	French Translation
a day	<i>un jour</i>
a week	<i>une semaine</i>
a month	<i>un mois</i>
a year	<i>un an</i>
a year	<i>une année</i>
in	<i>dans/en</i>
ago	<i>il y a</i>
per	<i>par</i>
during	<i>pendant</i>
next	<i>prochain(e)</i>
last	<i>dernier (dernière)</i>
last	<i>passé(e)</i>
eve	<i>la veille</i>
day before yesterday	<i>avant-hier</i>
yesterday	<i>hier</i>
today	<i>aujourd'hui</i>
tomorrow	<i>demain</i>
day after tomorrow	<i>après-demain</i>
next day	<i>le lendemain</i>
from a week from today	<i>dès d'aujourd'hui en huit</i>
two weeks from tomorrow	<i>de demain en quinze</i>

Time

Consider the following questions and answers you'll need to be on top of the time

- *Quelle heure est-il?* (What time is it?) *Il est ...* (It is ...)
- *À quelle heure ... ?* (At what time ... ?) *À ...* (At ...)

Consult Table 9 to tell time correctly in French.

TABLE 9 Telling Time

Time	French Spelling
1:00	<i>une heure</i>
2:05	<i>deux heures cinq</i>
3:10	<i>trois heures dix</i>
4:15	<i>quatre heures et quart</i>
5:20	<i>cinq heures vingt</i>
6:25	<i>six heures vingt-cinq</i>
7:30	<i>sept heures et demie</i>
7:35	<i>huit heures moins vingt-cinq</i>
8:40	<i>neuf heures moins vingt</i>
9:45	<i>dix heures moins le quart</i>
10:50	<i>onze heures moins dix</i>
11:55	<i>midi moins cinq</i>
midnight	<i>minuit</i>
noon	<i>midi</i>

To express and understand time properly remember the following:

- To express time after the hour, the number of minutes is added. *Et* (and) is used only with *quart* (quarter) and *demi(e)* (half).
- *Moins* (less, minus) is used to express time before the hour.
- *Moins le* is used before *quart* to express 15 minutes after the hour.
- Because *midi* (noon) and *minuit* (midnight) are masculine, to say half past, use *et demi*, as in the following: *J'arrive ` midi et demi*. (I'm arriving at half past noon.)
- In public announcements, such as timetables, the official twenty-four-hour system is commonly used, with midnight as the zero hour:
 - *16 h* is 4:00 p.m.
 - *21 h 45* is 9:45 p.m.

Seasons

At times, you may want to discuss what you do in the seasons.

- *l'été* (summer)
- *l'automne* (fall, autumn)
- *l'hiver* (winter)
- *le printemps* (spring)

To inquire and receive information about the season, use the following: *Quelle saison est-ce?* (What's the season?) *C'est ...* (It's ...)

The preposition *en* is used to express “in” with all the seasons, except with *printemps*, when the contraction *au* (*à + le*) is used:

- *en été* (in the summer)
- *en automne* (in the fall)
- *en hiver* (in the winter)
- *au printemps* (in the spring)

Weather

As you watch television, listen to the radio, or read the newspaper, you may see *la météo* (the forecast). Consult Table 1 for common weather expressions.

TABLE 1 Weather Conditions

French Translation	English Phrase
<i>Quel temps fait-il?</i>	What's the weather?
<i>Il fait beau.</i>	It's beautiful.
<i>Il fait chaud.</i>	It's hot.
<i>Il fait du soleil.</i>	It's sunny.
<i>Il fait mauvais.</i>	It's nasty (bad).
<i>Il fait froid.</i>	It's cold.
<i>Il fait frais.</i>	It's cool.
<i>Il fait du vent.</i>	It's windy.
<i>Il fait des éclairs.</i>	It's lightning.
<i>Il fait du tonnerre.</i>	It's thundering.
<i>Il fait du brouillard. Il y a du brouillard.</i>	It's foggy.
<i>Il fait humide. Il y a de l'humidité.</i>	It's humid.
<i>Il y a des nuages. Le ciel est nuageux.</i>	It's cloudy.
<i>Le ciel est couvert.</i>	It's overcast.
<i>Il pleut.</i>	It's raining.
<i>Il pleut ` verse.</i>	It's pouring.
<i>Il neige.</i>	It's snowing.
<i>Il y a des rafales.</i>	There are gusts of wind.
<i>Il y a de la grêle.</i>	There's hail.
<i>Il y a des giboulées.</i>	There are sudden showers.

The following additional terms in Table 2 will help you interpret forecasts as you hear or see them.

TABLE 2 Terms Used in Forecasts

French Forecast	English Translation
<i>averses</i>	showers (heavy rain)
<i>bruines</i>	drizzle
<i>brumeux</i>	hazy, foggy
<i>ciel clair</i>	clear sky
<i>faible</i>	weak
<i>fort</i>	strong
<i>fraîcheur</i>	chilly
<i>modéré</i>	moderate
<i>orages</i>	storms/rain
<i>tempête</i>	storm/snow
<i>verglas</i>	sleet

Keep in mind that the Centigrade (Celsius) thermometer is used in French-speaking countries.

- To convert Fahrenheit to Centigrade, subtract 32 from the Fahrenheit temperature and multiply the remaining number by $5/9$; This will give you the temperature in degrees Centigrade.
- To convert Centigrade to Fahrenheit, multiply the Centigrade temperature by $9/5$; and add 32. This will give you the temperature in degrees Fahrenheit.

Use the thermometer in Figure [1](#) as a quick weather reference guide. To ask and receive answers about the temperature, use the phrases in Table [3](#).

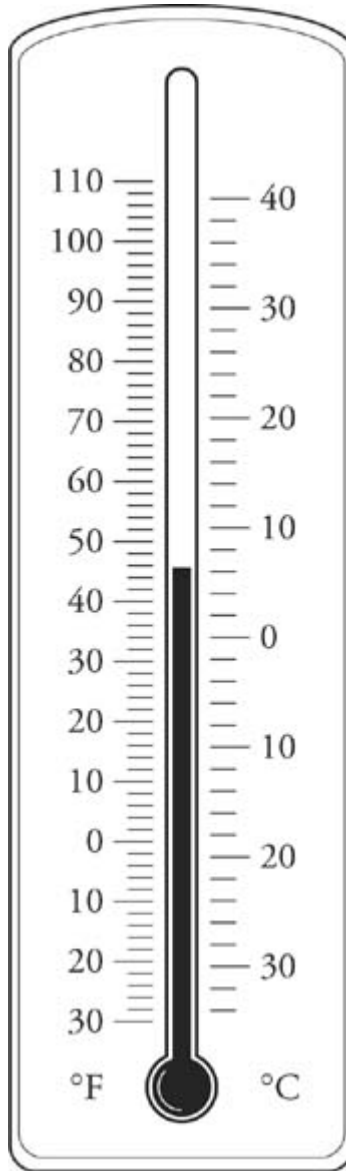


Figure 1 Centigrade and Fahrenheit.

TABLE 3 Phrases Regarding Temperature

English Phrase	French
What's the temperature?	<i>Quelle est la température? or Quelle température fait-il?</i>
It's 5 below.	<i>Il fait moins cinq.</i>
It's zero.	<i>Il fait zéro.</i>
It's 70 degrees.	<i>Il fait soixante-dix.</i>

Cognates

A cognate is a word whose meaning is blatantly obvious because it exactly, or very closely, resembles an equivalent English word. The only difference between the two words lies in their pronunciation. In many instances, you can immediately recognize French words because English language has appropriated them. Here, for example, are some high frequency words you should find quite useful:

Words that are exactly the same:

- *adorable*
- *boutique*
- *bureau*
- *certain*
- *chef*
- *client*
- *content*
- *date*
- *minute* (time)
- *note*
- *permanent*
- *photo*
- *possible*
- *route* (road)
- *sandwich*
- *service*
- *soda*
- *variable*

Similar words are as follows:

- *adresse*
- *américain*
- *banque*
- *bleu*
- *cinéma*
- *confortable*
- *dictionnaire*
- *difficile*
- *docteur*
- *famille*
- *nécessaire*
- *occupé*
- *papier*
- *personne*
- *pharmacie*
- *supermarché*
- *téléphone*
- *télévision*

False Friends

False friends are words that are spelled the same or almost the same in both French and English but have entirely different meanings and can be different parts of speech. The most common ones to watch out for are in Table 1.

TABLE 1 False Friends

French	English
<i>attendre</i>	to wait for
<i>comment</i>	how
<i>figure</i>	face
<i>librairie</i>	bookstore
<i>occasion</i>	opportunity
<i>pain</i>	bread
<i>rester</i>	to remain
<i>sale</i>	dirty
<i>travail</i>	work

Understanding Articles

Articles are small words that are generally classified as adjectives. They indicate that a noun or noun substitute will follow. French articles are singular or plural, depending upon whether the noun that follows is singular or plural. French singular articles may vary depending upon whether the following noun is masculine or feminine, or whether it starts with a vowel or consonant.

Four French definite articles **express the English word “the;” three French** indefinite articles **express “a,” “an,” and “one;” five partitive articles express “some” or “any;” and four demonstrative adjectives express “this,” “that,” “these,” and “those.”**

Definite Articles

The **definite article**, which expresses the English word “the,” indicates a specific person or thing: the family, for example. The masculine, feminine, singular, and plural forms are shown in Table 1.

TABLE 1 Definite Articles

	Masculine	Feminine
<i>Singular</i>	le or l'	la or l'
	<i>le garçon</i> (the boy)	<i>la fille</i> (the girl)
	<i>l'homme</i> (the man)	<i>l'actrice</i> (the actress)

<i>Plural</i>	<i>les</i>	<i>les</i>
	<i>les garçons</i> (the boys)	<i>les filles</i> (the girls)
	<i>les hommes</i> (the men)	<i>les actrices</i> (the actresses)

For words beginning with a vowel or vowel sound (y and **unaspirated** h; that is, no puff of air is emitted when pronouncing the word — aspirated h is generally indicated in dictionaries by an * or other symbol), the singular definite articles *le* and *la* become *l'*. The masculine or feminine **gender** of the noun, so easily recognizable when *le* (masculine) or *la* (feminine) is used, becomes a problem when the noun that follows requires the use of *l'*, which represents either gender noun before a vowel.

All plural nouns require the one plural definite article (*les*), so you cannot determine the gender of the noun by the article.

Use the definite article as follows:

- **With nouns in a general or abstract sense**
 - *J'adore les chiens.* (I love dogs.)
- **With names of languages, except directly after *parler, en, and de***
 - *Le français est facile.* (French is easy.)
 - *J'adore le français.* (I love French.)

But:

- *Je parle français.* (I speak French.)
- *C'est en français.* (It's in French.)
- *une classe de français* (a French class)
- **With parts of the body when the possessor is clear**
 - *Ouvre les yeux.* (Open your eyes.)
- **With titles of rank or profession, except when addressing the person**
 - *le docteur Jean* (Dr. John)

But:

- *Bonjour, docteur Jean.* (Hello, Dr. John.)
- **With days of the week in a plural sense**
 - *Le lundi je travaille.* (On Mondays, I work.)
- **With season and colors, except after *au* or *en***
 - *Tu aimes l'hiver?* (Do you like the winter?)
 - *Il préfère le bleu.* (He prefers blue.)

But:

- *Au printemps il pleut.* (It rains in the spring.)
- *Je peins la maison en blanc.* (I'm painting the house white.)
- **With dates**
 - *C'est le dix août.* (It's August 10.)
- **With most geographical names of countries and continents**

- *La France est super.* (France is super.)
- **To express a, an, or per with weights and measures**
 - *Il paie six dollars la douzaine.* (He pays \$6 per dozen.)
- **With common expressions of time or place**
 - *le soir* (in the evening)
 - *la semaine prochaine* (next week)
 - *à la maison* (at home)

Indefinite Articles

Indefinite articles, shown in Table 1, refer to persons and objects not specifically identified: a girl, an apple, or some boys. Use different indefinite articles based on whether the noun that follows is masculine, feminine, singular, or plural.

TABLE 1 Indefinite Articles

	Masculine	Feminine
Singular	<i>un</i>	<i>une</i>
	<i>un garçon</i> (a boy)	<i>une fille</i> (a girl)
	<i>un ami</i> (a friend)	<i>une amie</i> (a friend)
Plural	<i>des</i>	<i>des</i>
	<i>des garçons</i> (boys or some boys)	<i>des filles</i> (girls or some girls)
	<i>des amis</i> (friends or some friends)	<i>des amies</i> (friends or some friends)

The *e* from the indefinite article *une* is never dropped. This final *e* does, however, change the sound of the word *un*, which is nasalized, to *une*, which is not nasalized.

Omit the indefinite article in the following cases:

- **After the verb *être* (to be) and *devenir* (to become) that come before the names of professions, except after *c'est* or when the noun is modified by an adjective**
 - *Anne est docteur.* (Anne is a doctor.)
 - *Luc devient avocat.* (Luc is becoming a lawyer.)

But:

- *C'est une actrice.* (She's an actress.)
- *C'est un dentiste.* (He's a dentist.)
- *M. Leconte est un patron populaire.* (Mr. Leconte is a popular boss.)
- **After the exclamatory adjective *quel* (*quelle, quels, quelles*)**
 - *Quel garçon curieux!* (What a curious boy!)
 - *Quelles maisons luxueuses!* (What luxurious houses!)
- **Before the numbers *cent* (100) and *mille* (1,000)**
 - *cent enfants* (one hundred children)
 - *mille dollars* (one thousand dollars)

Partitive Articles

Use the **partitive article**, which expresses that you want part of a whole (some or any), to ask for an **indefinite quantity** (something that is not being counted). Before a noun, the partitive is generally expressed by *de* + the definite article. Note that *de* + *le* contract to become *du* and *de* + *les* contract to become *des*, as shown in Table 1 .

TABLE 1 Partitive Articles

Article	Used Before	Example
<i>du</i>	masculine singular nouns beginning with a consonant	<i>du temps</i> (some time)
<i>de la</i>	feminine singular nouns beginning with a consonant	<i>de la glace</i> (some ice cream)
<i>de l'</i>	any singular noun beginning with a vowel	<i>de l'argent</i> (some money)
<i>des</i>	any plural noun	<i>des gens</i> (some people)

Note the following about the use of the partitive article:

- **Although the partitive *some* or *any* may be omitted in English, it may not be omitted in French and must be repeated before each noun .**
 - *Il prend des céréales et du lait.* (He's having cereal and milk.)
- **In a negative sentence, the partitive *some* or *any* is expressed by *de* or *d'* without the article .**
 - *Je ne mange jamais de fruits.* (I never eat any fruits.)
 - *Je n'ai pas d'amis.* (I don't have any friends.)
- **Before a singular adjective preceding a singular noun, the partitive is expressed with or without the article.**
 - *C'est de (du) bon gâteau.* (That's good cake.)
- **Before a plural adjective preceding a plural noun, the partitive is expressed by *de* alone .**
 - *Ce sont de bons élèves.* (They are good students.)
- **Certain nouns and adverbs of quantity are followed by the partitive article *de* (*d'* before a vowel) .**

Nouns	Adverbs
<i>un boîte de</i> (a box, can of)	<i>assez de</i> (enough)
<i>un bol de</i> (a bowl of)	<i>beaucoup de</i> (many, much, a lot of)
<i>une tasse de</i> (a cup of)	<i>peu de</i> (few, a little)
<i>un verre de</i> (a glass of)	<i>trop de</i> (too many, much)
<i>Donnez-moi une tasse de café.</i>	Give me a cup of coffee.)
<i>Il a beaucoup d'amis.</i>	(He has a lot of friends.)

- **The following nouns and adverbs of quantity are followed by *de* + definite article:**
 - *la plupart* (most)

- *bien* (a good many)
- *la majorité* (the majority)
- *la plus grande partie* (the majority)
- *La plupart des gens aiment ce film.* (Most people like this movie.)
- **The adjectives *plusieurs* (several) and *quelques* (some) modify the noun directly .**
 - *J'adore plusieurs légumes.* (I like several vegetables.)
 - *Il achète quelques livres.* (He is buying some books.)
- **The partitive is not used with *sans* (without) and *ne ... ni ... ni* (neither ... nor) .**
 - *Elle prendra du thé sans citron.* (She'll take tea without lemon.)
 - *Il ne boit ni café ni thé.* (He doesn't drink coffee or tea.)

Definite versus Partitive

Although the definite article (*le, la, l', les*) is used with nouns in a general sense, the partitive is used to express some or part of something:

- *J'adore le chocolat.* (I love chocolate.)
- *Donne-moi du chocolat.* (Give me some chocolate.)

Although you use *un* or *une* when speaking about one portion or serving, you use an adverb or noun of quantity or the partitive to express amounts:

- *Un chocolat chaud, s'il vous plaît.* (A hot chocolate, please.)
- *Un bol de chocolat chaud, s'il vous plaît.* (A bowl of hot chocolate, please.)
- *Du chocolat chaud, s'il vous plaît.* (Some hot chocolate, please.)

Demonstrative Adjectives

Demonstrative adjectives, shown in Table 1, precede and agree in number (singular or plural) and gender (masculine or feminine) with the nouns they modify. **Demonstrative adjectives** indicate or point out the person, place, or thing referred to. Singular demonstrative adjectives can mean either “this” or “that.” Plural demonstrative adjectives can mean either “these” or “those.”

TABLE 1 Demonstrative Adjectives

	Masculine	Feminine
Singular	<i>ce (cet)</i>	<i>cette</i>
	<i>J'adore ce livre.</i>	<i>Cette robe est belle.</i>
	(I love this book.)	(That dress is beautiful.)
Plural	<i>ces</i>	<i>ces</i>
	<i>J'achète ces livres.</i>	<i>Ces filles sont amies.</i>
	(I'm buying these books.)	(Those girls are friends.)

Note the following about demonstrative adjectives:

- **The masculine singular demonstrative adjective *ce* is used before a masculine singular noun that begins with a vowel or vowel sound to prevent a clash of vowel sounds** . When speaking, link the final *t* of *ce* with the vowel that follows.
 - *ce hotel* (this/that hotel)

But:

- *cette actrice* (this/that actress)
- **Repeat the demonstrative adjective before each noun.**
 - *ce appartement et cette maison* (this apartment and that house)
 - *ces hommes et ces femmes* (these men and women or these men and those women)
- If you must distinguish between this and that or these and those, for clarity, emphasis, comparison, or contrast, add the tags *ci* (from the word *ici*, which means “here”) to mean this and these, and *là* (from the word *là* which means “there”) to mean that and those, to the nouns being compared. They are attached with a hyphen, as follows:
 - *cette fille-ci et ce garçon-là* (this girl and that boy)

The Gender of Nouns

A **noun** is a word used to name a person, place, thing, idea, or quality. In a bilingual dictionary, nouns may be designated by an *n.* (noun) or an *s.* (substantive, a word that stands for noun). Bilingual dictionaries also use *m.* for masculine and *f.* for feminine. If you see *m./f.*, the noun may be either gender depending upon the person or thing to which you are referring.

Like English, all French nouns have a number: singular (one), as in *la famille* (the family), or plural (more than one), as in *les enfants* (the children). Unlike English, however, all French nouns also have a gender: masculine or feminine. In some instances, the gender of the noun is apparent: *un garçon* (a boy) is masculine, whereas *une fille* (a girl) is feminine. In other cases, the gender of a noun is not at all obvious and defies all rules of common sense or logic: *une chemise* (a man-tailored shirt) is feminine, while *un jupon* (a slip) is masculine.

No explanations exist as to why French nouns have a gender or how the gender of any noun was originally determined, so you cannot rely on a rule to guide you; however, certain endings do generally indicate a feminine or masculine noun. For the most part, though, the gender of nouns must be memorized — through repetition, you can likely commit them to memory.

Obvious masculine and feminine nouns

Nouns that refer to males are always masculine and their female counterparts are always feminine, as shown in Table 1 .

TABLE 1 Obvious Masculine or Feminine Nouns

Obvious Masculine Nouns	Obvious Feminine Nouns
<i>fils</i> (son)	<i>fille</i> (daughter)
<i>garçon</i> (boy)	<i>fille</i> (girl)

<i>grand-père</i> (grandfather)	<i>grand-mère</i> (grandmother)
<i>homme</i> (man)	<i>femme</i> (woman)
<i>neveu</i> (nephew)	<i>nièce</i> (niece)
<i>oncle</i> (uncle)	<i>tante</i> (aunt)
<i>père</i> (father)	<i>mère</i> (mother)
<i>prince</i> (prince)	<i>princesse</i> (princess)
<i>roi</i> (king)	<i>reine</i> (queen)

Nouns that give you a hint

In some cases, the gender of a noun can be determined by its ending, as shown in Table 2. Exceptions are the feminine words *page* (page of a book) and *plage* (beach) that end in *-age* and the feminine words *eau* (water) and *peau* (skin) that end in *-eau*.

TABLE 2 Endings that Determine Gender

Masculine Ending	Example	Feminine Ending	Example
<i>-acle</i>	<i>spectacle</i> (spectacle)	<i>-ade</i>	<i>orangeade</i> (orangeade)
<i>-age</i>	<i>village</i> (village)	<i>-ale</i>	<i>capitale</i> (capital)
<i>-al</i>	<i>journal</i> (newspaper)	<i>-ance</i>	<i>chance</i> (chance, luck)
<i>-eau</i>	<i>bureau</i> (office)	<i>-ence</i>	<i>agence</i> (agency)
<i>-et</i>	<i>cabinet</i> (office)	<i>-ette</i>	<i>raquette</i> (racket)
<i>-ier</i>	<i>papier</i> (paper)	<i>-ie</i>	<i>magie</i> (magic)
<i>-isme</i>	<i>cyclisme</i> (cycling)	<i>-ique</i>	<i>musique</i> (music)
<i>-ment</i>	<i>changement</i> (change)	<i>-oire</i>	<i>victoire</i> (victory)
		<i>-sion</i>	<i>version</i> (version)
		<i>-tion</i>	<i>nation</i> (nation)
		<i>-ure</i>	<i>coiffure</i> (hair style)

Nouns that change gender

Consider the following nouns that can be either masculine or feminine, depending upon whom you are referring. Make sure to use the proper article (*le, l', un* for masculine) or (*la, l', une* for feminine) before the noun.

- *artiste* (artist)
- *camarade* (friend)
- *collègue* (colleague)
- *concierge* (superintendent)
- *élève* (student)

- *enfant* (child)
- *malade* (patient)
- *secrétaire* (secretary)
- *touriste* (tourist)

Some nouns can be easily changed from one gender to another by adding an *e* to the masculine form to get the feminine form, as shown in Table 3. Keep in mind that adding an *e* to a final vowel does not change the sound of the word. Adding an *e* to a final consonant, however, necessitates pronouncing that final consonant sound.

TABLE 3 Changing Genders

Masculine Ending	Feminine Ending	English Translation
<i>ami</i>	<i>amie</i>	friend
<i>avocat</i>	<i>avocate</i>	lawyer
<i>client</i>	<i>cliente</i>	client
<i>cousin</i>	<i>cousine</i>	cousin
<i>employé</i>	<i>employée</i>	employee
<i>étudiant</i>	<i>étudiante</i>	student
<i>Français</i>	<i>Française</i>	French person
<i>voisin</i>	<i>voisine</i>	neighbor

Some masculine noun endings (usually referring to professions) have a corresponding feminine ending, as indicated in Table 4, that is used when the professional is female. The masculine -*an*, -*ien*, and -*on* endings are nasalized when pronounced, whereas the feminine counterparts are not.

TABLE 4 Special Feminine Endings

Masculine Ending	Feminine Ending	Example	English Translation
- <i>an</i>	- <i>anne</i>	<i>paysan(ne)</i>	peasant
- <i>el</i>	- <i>elle</i>	<i>contractuel(le)</i>	meter reader
- <i>er</i>	- <i>ère</i>	<i>boucher (bouchère)</i>	butcher
- <i>eur</i>	- <i>euse</i>	<i>vendeur (vendeuse)</i>	sales clerk
- <i>ien</i>	- <i>ienne</i>	<i>musicien(ne)</i>	musician
- <i>on</i>	- <i>onne</i>	<i>patron(ne)</i>	boss
- <i>teur</i>	- <i>trice</i>	<i>acteur (actrice)</i>	actor

Some nouns have different meanings depending upon whether they are used in a masculine or feminine sense. Consult Table 5 to use these words correctly.

TABLE 5 Meanings Determined by Gender

Masculine Words	Feminine Words
<i>le critique</i> (critic)	<i>la critique</i> (criticism)
<i>le livre</i> (book)	<i>la livre</i> (pound)
<i>le mémoire</i> (report)	<i>la mémoire</i> (memory)
<i>le mode</i> (method)	<i>la mode</i> (fashion)
<i>le poste</i> (job)	<i>la poste</i> (post office)
<i>le tour</i> (tour)	<i>la tour</i> (tower)
<i>le vase</i> (vase)	<i>la vase</i> (mud)

Nouns with gender that must be memorized

Some high-frequency words are always masculine or feminine, despite the gender of the person referred to. Don't be tempted to select the article you use based on the gender of the person about whom you are speaking:

- *un agent de police* (a police officer)
- *un bébé* (a baby)
- *un chef* (a chef, a leader, a head)
- *un dentiste* (a dentist)
- *un docteur* (a doctor)
- *un écrivain* (a writer)
- *un ingénieur* (an engineer)
- *un libraire* (a bookstore clerk)
- *un mannequin* (a model)
- *un médecin* (a doctor)
- *un peintre* (a painter)
- *un pompier* (a fire fighter)
- *un professeur* (a teacher)
- *une connaissance* (an acquaintance)
- *une personne* (a person)
- *une star* (a star)
- *une vedette* (a star)
- *une victime* (a victim)

The Plural of Nouns

Just like in English, when a French noun refers to more than one person, place, thing, idea, or quality, it must be made plural. Keep in mind that when changing the noun to the plural, its respective article must also change to the plural.

Using a plural article before a noun does not enable you to determine the gender of any noun. The only information provided by plural articles is that the speaker is referring to more than one noun. You can only learn noun genders by studying each noun with its singular article.

Most nouns in French are made plural by simply adding an unpronounced *s* to the singular form:

- *la famille* becomes *les familles*
- *un élève* becomes *des élèves*

The letters *s*, *x*, and *z* are all used to make plurals in French. If a singular noun ends in any of these letters, its plural form remains unchanged:

- The plural of *le corps* (body) is *les corps* (bodies)
- The plural of *le prix* (price) is *les prix* (prices)
- The plural of *le nez* (nose) is *les nez* (noses)

Common words that end in *s* and *x* are:

- *l'ananas m.* (pineapple)
- *le bus* (bus)
- *le bas* (stocking)
- *le bras* (arm)
- *le colis* (package)
- *la fois* (time)
- *le héros* (hero)
- *le palais* (palace)
- *le pardessus* (overcoat)
- *le pays* (country)
- *le repas* (meal)
- *le tapis* (rug)
- *la voix* (voice)
- *la croix* (cross)

Other plurals are formed as follows:

- **Nouns ending in *eau* add *x* to form the plural:**
 - *le bateau* (boat) becomes *les bateaux* (boats)
 - *le bureau* (office, desk) becomes *les bureaux* (offices, desks)
 - *le cadeau* (gift) becomes *les cadeaux* (gifts)
 - *le chapeau* (hat) becomes *les chapeaux* (hats)
 - *le château* (castle) becomes *les châteaux* (castles)
 - *le couteau* (knife) becomes *les couteaux* (knives)
 - *le gâteau* (cake) becomes *les gâteaux* (cakes)
 - *le manteau* (coat) becomes *les manteaux* (coats)
 - *le morceau* (piece) becomes *les morceaux* (pieces)
 - *l'oiseau* (bird) becomes *les oiseaux* (birds)
 - *le rideau* (curtain) becomes *les rideaux* (curtains)
- **Nouns ending in *eu* add *x* to form the plural, except that *le pneu* (tire) becomes *les pneus* (tires):**
 - *le cheveu* (a single hair) becomes *les cheveux* (many hairs)
 - *le jeu* (game) becomes *les jeux* (games)
 - *le lieu* (place) becomes *les lieux* (places)
 - *le neveu* (nephew) becomes *les neveux* (nephews)

- **Nouns ending in *al* change *al* to *aux* , except for *le bal* (ball), which become *les bals* (balls) and *le festival* (the festival), which becomes *les festivals* (the festivals):**
 - *l'animal* (animal) becomes *les animaux* (animals)
 - *le cheval* (horse) becomes *les chevaux* (horses)
 - *l'hôpital* (hospital) becomes *les hôpitaux* (hospitals)
 - *le journal* (newspaper) becomes *les journaux* (newspapers)
- **Some nouns ending in *ou* add *x* to form the plural:**
 - *le bijou* (jewel) becomes *les bijoux* (jewels)
 - *le genou* (knee) becomes *les genoux* (knees)
 - *le joujou* (toy) becomes *les joujoux* (toys)

Useful irregular plurals include the following:

- *l'œil m.* (eye) becomes *les yeux* (eyes)
- *le travail* (work) becomes *les travaux* (works)
- *madame* (Mrs.) becomes *mesdames*
- *mademoiselle* (Miss) becomes *mesdemoiselles*
- *monsieur* (Mr.) becomes *messieurs*

Most **compound nouns** (nouns made up of two nouns that are usually joined by a hyphen) do not change in the plural. Remember, however, to change their respective articles:

- *l'après-midi* (afternoon) becomes *les après-midi* (afternoons)
- *le gratte-ciel* (skyscraper) becomes *les gratte-ciel* (skyscrapers)
- *le hors-d'œuvre* (appetizer) becomes *les hors-d'œuvre* (appetizers)
- *le rendez-vous* (meeting) becomes *les rendez-vous* (meetings)

But:

- *le grand-père* (grandfather) becomes *les grands-pères* (grandfathers)
- *la grand-mère* (grandmother) becomes *les grands-mères* (grandmothers)
- *le grand-parent* (grandparent) becomes *les grands-parents* (grandparents)

Just as in English, some words in French are always plural:

- *les ciseaux m.* (scissors)
- *les gens m.* (people)
- *les lunettes f.* (eyeglasses)
- *les mathématiques f.* (mathematics)
- *les vacances f.* (vacation)

Some nouns are singular but refer to a group of people. Make sure to use a singular verb that agrees with these subjects:

- *le public* (audience)
- *la foule* (crowd)
- *tout le monde* (everybody)
- *la famille* (family)
- *le groupe* (group)
- *la police* (police)

In French, last names do not add an *s* in the plural as they do in English:

- *Les Renard* (the Renards)
- *Les Lescaut* (the Lescauts)

Regular Verbs

All regular - *er*, - *ir*, and - *re* verbs follow the same rules in every tense and mood for verb conjugation. Use these sample charts as a guide for all verbs that are classified as regular.

- *er* verbs

TABLE 1 Parler (to speak); Past Participle, *parlé*

Subject	Present	Imperfect	Future	Conditional	Subjunctive
<i>je</i>	<i>parl e</i>	<i>parl ais</i>	<i>parler ai</i>	<i>parler ais</i>	<i>parl e</i>
<i>tu</i>	<i>parl es</i>	<i>parl ais</i>	<i>parler as</i>	<i>parler ais</i>	<i>parl es</i>
<i>il</i>	<i>parl e</i>	<i>parl ait</i>	<i>parler a</i>	<i>parler ait</i>	<i>parl e</i>
<i>nous</i>	<i>parl ons</i>	<i>parl ions</i>	<i>parler ons</i>	<i>parler ions</i>	<i>parl ions</i>
<i>vous</i>	<i>parl ez</i>	<i>parl iez</i>	<i>parler ez</i>	<i>parler iez</i>	<i>parl iez</i>
<i>ils</i>	<i>parl ent</i>	<i>parl aient</i>	<i>parler ont</i>	<i>parler aient</i>	<i>parl ent</i>

- *ir* verbs

TABLE 2 *Finir* (to finish); Past participle, *fini*

Subject	Present	Imperfect	Future	Conditional	Subjunctive
<i>je</i>	<i>fin is</i>	<i>finiss ais</i>	<i>finir ai</i>	<i>finir ais</i>	<i>finiss e</i>
<i>tu</i>	<i>fin is</i>	<i>finiss ais</i>	<i>finir as</i>	<i>finir ais</i>	<i>finiss es</i>
<i>il</i>	<i>fin it</i>	<i>finiss ait</i>	<i>finir a</i>	<i>finir ait</i>	<i>finiss e</i>
<i>nous</i>	<i>fin issons</i>	<i>finiss ions</i>	<i>finir ons</i>	<i>finir ions</i>	<i>finiss ions</i>
<i>vous</i>	<i>fin issez</i>	<i>finiss iez</i>	<i>finir ez</i>	<i>finir iez</i>	<i>finiss iez</i>
<i>ils</i>	<i>fin issent</i>	<i>finiss aient</i>	<i>finir ont</i>	<i>finir aient</i>	<i>finiss ent</i>

- *re* verbs

TABLE 3 Vendre (to sell); Past Participle, *vendu*

Subject	Present	Imperfect	Future	Conditional	Subjunctive
<i>je</i>	<i>vend s</i>	<i>vend ais</i>	<i>vendr ai</i>	<i>vendr ais</i>	<i>vend e</i>
<i>tu</i>	<i>vend s</i>	<i>vend ais</i>	<i>vendr as</i>	<i>vendr ais</i>	<i>vend es</i>
<i>il</i>	<i>vend</i>	<i>vend ait</i>	<i>vendr a</i>	<i>vendr ait</i>	<i>vend e</i>
<i>nous</i>	<i>vend ons</i>	<i>vend ions</i>	<i>vendr ons</i>	<i>vendr ions</i>	<i>vend ions</i>
<i>vous</i>	<i>vend ez</i>	<i>vend iez</i>	<i>vendr ez</i>	<i>vendr iez</i>	<i>vend iez</i>
<i>ils</i>	<i>vend ent</i>	<i>vend aient</i>	<i>vendr ont</i>	<i>vendr aient</i>	<i>vend ent</i>

- er verbs with spelling changes and - cer verbs

TABLE 4 Placer (to place); Past Participle, *placé*

Subject	Present	Imperfect	Future	Conditional	Subjunctive
<i>je</i>	<i>plac e</i>	<i>plaç ais</i>	<i>placer ai</i>	<i>placer ais</i>	<i>plac e</i>
<i>tu</i>	<i>plac es</i>	<i>plaç ais</i>	<i>placer as</i>	<i>placer ais</i>	<i>plac es</i>
<i>il</i>	<i>plac e</i>	<i>plaç ait</i>	<i>placer a</i>	<i>placer ait</i>	<i>plac e</i>
<i>nous</i>	<i>plaç ons</i>	<i>plac ions</i>	<i>placer ons</i>	<i>placer ions</i>	<i>plac ions</i>
<i>vous</i>	<i>plac ez</i>	<i>plac iez</i>	<i>placer ez</i>	<i>placer iez</i>	<i>plac iez</i>
<i>ils</i>	<i>plac ent</i>	<i>plaç aient</i>	<i>placer ont</i>	<i>placer aient</i>	<i>plac ent</i>

- ger verbs

TABLE 5 Manger (to eat); Past participle, *mangé*

Subject	Present	Imperfect	Future	Conditional	Subjunctive
<i>je</i>	<i>mang e</i>	<i>mang eais</i>	<i>manger ai</i>	<i>manger ais</i>	<i>mang e</i>
<i>tu</i>	<i>mang es</i>	<i>mang eais</i>	<i>manger as</i>	<i>manger ais</i>	<i>mang es</i>
<i>il</i>	<i>mang e</i>	<i>mang eait</i>	<i>manger a</i>	<i>manger ait</i>	<i>mang e</i>
<i>nous</i>	<i>mang eons</i>	<i>mang ions</i>	<i>manger ons</i>	<i>manger ions</i>	<i>mang ions</i>
<i>vous</i>	<i>mang ez</i>	<i>mang iez</i>	<i>manger ez</i>	<i>manger iez</i>	<i>mang iez</i>
<i>ils</i>	<i>mang ent</i>	<i>mang eaient</i>	<i>manger ont</i>	<i>manger aient</i>	<i>mang ent</i>

- yer verbs

TABLE 6 Employer (to use); Past participle, employé

Subject	Present	Imperfect	Future	Conditional	Subjunctive
<i>j'</i>	<i>emploi e</i>	<i>employ ais</i>	<i>emploier ai</i>	<i>emploier ais</i>	<i>emploi e</i>
<i>tu</i>	<i>emploi es</i>	<i>employ ais</i>	<i>emploier as</i>	<i>emploier ais</i>	<i>emploi es</i>
<i>il</i>	<i>emploi e</i>	<i>employ ait</i>	<i>emploier a</i>	<i>emploier ait</i>	<i>emploi e</i>
<i>nous</i>	<i>employ ons</i>	<i>employ ions</i>	<i>emploier ons</i>	<i>emploier ions</i>	<i>employ ions</i>
<i>vous</i>	<i>employ ez</i>	<i>employ iez</i>	<i>emploier ez</i>	<i>emploier iez</i>	<i>employ iez</i>
<i>ils</i>	<i>emploi ent</i>	<i>employ aient</i>	<i>emploier ont</i>	<i>emploier aient</i>	<i>emploi ent</i>

- e + consonant + - er verbs

TABLE 7 Acheter (to speak); Past participle, acheté

Subject	Present	Imperfect	Future	Conditional	Subjunctive
<i>j'</i>	<i>ach ète</i>	<i>achet ais</i>	<i>achèter ai</i>	<i>ach èterais</i>	<i>ach ète</i>
<i>tu</i>	<i>ach ètes</i>	<i>achet ais</i>	<i>achèter as</i>	<i>ach èterais</i>	<i>ach ètes</i>
<i>il</i>	<i>ach ète</i>	<i>achet ait</i>	<i>achèter a</i>	<i>ach èterait</i>	<i>ach ète</i>
<i>nous</i>	<i>achet ons</i>	<i>achet ions</i>	<i>achèter ons</i>	<i>ach èterions</i>	<i>achet ions</i>
<i>vous</i>	<i>achet ez</i>	<i>achet iez</i>	<i>achèter ez</i>	<i>ach èteriez</i>	<i>achet iez</i>
<i>ils</i>	<i>ach ètent</i>	<i>achet aient</i>	<i>achèter ont</i>	<i>ach èteraient</i>	<i>ach ètent</i>

- er verbs with double consonants

TABLE 8 Appeler (to speak); Past participle, appelé

Subject	Present	Imperfect	Future	Conditional	Subjunctive
<i>j'</i>	<i>appell e</i>	<i>appel ais</i>	<i>appeller ai</i>	<i>appeller ais</i>	<i>appell e</i>
<i>tu</i>	<i>appell es</i>	<i>appel ais</i>	<i>appeller as</i>	<i>appeller ais</i>	<i>appell es</i>
<i>il</i>	<i>appell e</i>	<i>appel ait</i>	<i>appeller a</i>	<i>appeller ait</i>	<i>appell e</i>
<i>nous</i>	<i>appel ons</i>	<i>appel ions</i>	<i>appeller ons</i>	<i>appeller ions</i>	<i>appel ions</i>
<i>vous</i>	<i>appel ez</i>	<i>appel iez</i>	<i>appeller ez</i>	<i>appeller iez</i>	<i>appel iez</i>
<i>ils</i>	<i>appell ent</i>	<i>appel aient</i>	<i>appeller ont</i>	<i>appeller aient</i>	<i>appell ent</i>

TABLE 9 Jeter (to throw); Past participle, jeté

Subject	Present	Imperfect	Future	Conditional	Subjunctive
<i>je</i>	<i>jett e</i>	<i>jet ais</i>	<i>jetter ai</i>	<i>jetter ais</i>	<i>jett e</i>
<i>tu</i>	<i>jett es</i>	<i>jet ais</i>	<i>jetter as</i>	<i>jetter ais</i>	<i>jett es</i>
<i>il</i>	<i>jett e</i>	<i>jet ait</i>	<i>jetter a</i>	<i>jetter ait</i>	<i>jett e</i>
<i>nous</i>	<i>jet ons</i>	<i>jet ions</i>	<i>jetter ons</i>	<i>jetter ions</i>	<i>jet ions</i>
<i>vous</i>	<i>jet ez</i>	<i>jet iez</i>	<i>jetter ez</i>	<i>jetter iez</i>	<i>jet iez</i>
<i>ils</i>	<i>jett ent</i>	<i>jet aient</i>	<i>jetter ont</i>	<i>jetter aient</i>	<i>jett ent</i>

- é + consonant + - er verbs

TABLE 10 Répéter (to repeat); Past participle, répété

Subject	Present	Imperfect	Future	Conditional	Subjunctive
<i>je</i>	<i>répèt e</i>	<i>répét ais</i>	<i>répéter ai</i>	<i>répéter ais</i>	<i>répèt e</i>
<i>tu</i>	<i>répèt es</i>	<i>répét ais</i>	<i>répéter as</i>	<i>répéter ais</i>	<i>répèt es</i>
<i>il</i>	<i>répèt e</i>	<i>répét ait</i>	<i>répéter a</i>	<i>répéter ait</i>	<i>répèt e</i>
<i>nous</i>	<i>répét ons</i>	<i>répét ions</i>	<i>répéter ons</i>	<i>répéter ions</i>	<i>répét ons</i>
<i>vous</i>	<i>répét ez</i>	<i>répét iez</i>	<i>répéter ez</i>	<i>répéter iez</i>	<i>répét ez</i>
<i>ils</i>	<i>répèt ent</i>	<i>répét aient</i>	<i>répéter ont</i>	<i>répéter aient</i>	<i>répèt ent</i>

Irregular Verbs

Irregular verbs follow no specific rules for verb conjugation, so you must memorize each one. Use the following tables as a reference for the irregular verbs you need the most. (Note that verbs conjugated with *être* in the past tense are indicated by an asterisk [*].)

TABLE 1 Aller* (to go) Past participle, allé

Subject	Present	Imperfect	Future	Conditional	Subjunctive
<i>je</i>	<i>vais</i>	<i>all ais</i>	<i>ir ai</i>	<i>ir ais</i>	<i>aille</i>
<i>tu</i>	<i>vas</i>	<i>all ais</i>	<i>ir as</i>	<i>ir ais</i>	<i>ailles</i>
<i>il</i>	<i>va</i>	<i>all ait</i>	<i>ir a</i>	<i>ir ait</i>	<i>aille</i>
<i>nous</i>	<i>allons</i>	<i>all ions</i>	<i>ir ons</i>	<i>ir ions</i>	<i>allions</i>

<i>ils</i>	<i>vont</i>	<i>all aient</i>	<i>ir ont</i>	<i>ir aient</i>	<i>aillent</i>
------------	-------------	------------------	---------------	-----------------	----------------

TABLE 2 Avoir (to have); Past participle, *eu*

Subject	Present	Imperfect	Future	Conditional	Subjunctive
<i>j'</i>	<i>ai</i>	<i>av ais</i>	<i>aur ai</i>	<i>aur ais</i>	<i>aie</i>
<i>tu</i>	<i>as</i>	<i>av ais</i>	<i>aur as</i>	<i>aur ais</i>	<i>aies</i>
<i>il</i>	<i>a</i>	<i>av ait</i>	<i>aur a</i>	<i>aur ait</i>	<i>ait</i>
<i>nous</i>	<i>avons</i>	<i>av ions</i>	<i>aur ons</i>	<i>aur ions</i>	<i>ayons</i>
<i>vous</i>	<i>avez</i>	<i>av iez</i>	<i>aur ez</i>	<i>aur iez</i>	<i>ayez</i>
<i>ils</i>	<i>ont</i>	<i>av aient</i>	<i>aur ont</i>	<i>aur aient</i>	<i>aient</i>

TABLE 3 Boire (to drink); Past participle, *bu*

Subject	Present	Imperfect	Future	Conditional	Subjunctive
<i>je</i>	<i>bois</i>	<i>buv ais</i>	<i>boir ai</i>	<i>boir ais</i>	<i>boive</i>
<i>tu</i>	<i>bois</i>	<i>buv ais</i>	<i>boir as</i>	<i>boir ais</i>	<i>boives</i>
<i>il</i>	<i>boit</i>	<i>buv ait</i>	<i>boir a</i>	<i>boir ait</i>	<i>boive</i>
<i>nous</i>	<i>buvons</i>	<i>buv ions</i>	<i>boir ons</i>	<i>boir ions</i>	<i>buvions</i>
<i>vous</i>	<i>buvez</i>	<i>buv iez</i>	<i>boir ez</i>	<i>boir iez</i>	<i>buviez</i>
<i>ils</i>	<i>boivent</i>	<i>buv aient</i>	<i>boir ont</i>	<i>boir aient</i>	<i>boivent</i>

TABLE 4 Connaitre (to know); Past participle, *connu*

Subject	Present	Imperfect	Future	Conditional	Subjunctive
<i>je</i>	<i>connais</i>	<i>connaiss ais</i>	<i>connaîtr ai</i>	<i>connaîtr ais</i>	<i>connaisse</i>
<i>tu</i>	<i>connais</i>	<i>connaiss ais</i>	<i>connaîtr as</i>	<i>connaîtr ais</i>	<i>connaises</i>
<i>il</i>	<i>connaît</i>	<i>connaiss ait</i>	<i>connaîtr a</i>	<i>connaîtr ait</i>	<i>connaisse</i>
<i>nous</i>	<i>connaissons</i>	<i>connaiss ions</i>	<i>connaîtr ons</i>	<i>connaîtr ions</i>	<i>connaissons</i>
<i>vous</i>	<i>connaissez</i>	<i>connaiss iez</i>	<i>connaîtr ez</i>	<i>connaîtr iez</i>	<i>connaissez</i>
<i>ils</i>	<i>connaissent</i>	<i>connaiss aient</i>	<i>connaîtr ont</i>	<i>connaîtr aient</i>	<i>connaissent</i>

TABLE 5 Devoir (to have to); Past participle, *dû*

Subject	Present	Imperfect	Future	Conditional	Subjunctive
<i>je</i>	<i>dois</i>	<i>dev ais</i>	<i>devr ai</i>	<i>devr ais</i>	<i>doive</i>
<i>tu</i>	<i>dois</i>	<i>dev ais</i>	<i>devr as</i>	<i>devr ais</i>	<i>doives</i>
<i>il</i>	<i>doit</i>	<i>dev ait</i>	<i>devr a</i>	<i>devr ait</i>	<i>doive</i>

<i>nous</i>	<i>devons</i>	<i>dev ions</i>	<i>devr ons</i>	<i>devr ions</i>	<i>devions</i>
<i>vous</i>	<i>devez</i>	<i>dev iez</i>	<i>devr ez</i>	<i>devr iez</i>	<i>deviez</i>
<i>ils</i>	<i>doivent</i>	<i>dev aient</i>	<i>devr ont</i>	<i>devr aient</i>	<i>doivent</i>

TABLE 6 *Dire* (to say, tell); Past participle, *dit*

Subject	Present	Imperfect	Future	Conditional	Subjunctive
<i>je</i>	<i>dis</i>	<i>dis ais</i>	<i>dir ai</i>	<i>dir ais</i>	<i>dise</i>
<i>tu</i>	<i>dis</i>	<i>dis ais</i>	<i>dir as</i>	<i>dir ais</i>	<i>dises</i>
<i>il</i>	<i>dit</i>	<i>dis ait</i>	<i>dir a</i>	<i>dir ait</i>	<i>dise</i>
<i>nous</i>	<i>disons</i>	<i>dis ions</i>	<i>dir ons</i>	<i>dir ions</i>	<i>disions</i>
<i>vous</i>	<i>dites</i>	<i>dis iez</i>	<i>dir ez</i>	<i>dir iez</i>	<i>disiez</i>
<i>ils</i>	<i>disent</i>	<i>dis aient</i>	<i>dir ont</i>	<i>dir aient</i>	<i>disent</i>

TABLE 7 *Dormir* (to sleep); Past participle, *dormi*

Subject	Present	Imperfect	Future	Conditional	Subjunctive
<i>je</i>	<i>dors</i>	<i>dorm ais</i>	<i>dormir ai</i>	<i>dormir ais</i>	<i>dorme</i>
<i>tu</i>	<i>dors</i>	<i>dorm ais</i>	<i>dormir as</i>	<i>dormir ais</i>	<i>dormes</i>
<i>il</i>	<i>dort</i>	<i>dorm ait</i>	<i>dormir a</i>	<i>dormir ait</i>	<i>dorme</i>
<i>nous</i>	<i>dormons</i>	<i>dorm ions</i>	<i>dormir ons</i>	<i>dormir ions</i>	<i>dormions</i>
<i>vous</i>	<i>dormez</i>	<i>dorm iez</i>	<i>dormir ez</i>	<i>dormir iez</i>	<i>dormiez</i>
<i>ils</i>	<i>dorment</i>	<i>dorm aient</i>	<i>dormir ont</i>	<i>dormir aient</i>	<i>dorment</i>

TABLE 8 *écrire* (to write); Past participle, *écrit*

Subject	Present	Imperfect	Future	Conditional	Subjunctive
<i>jû</i>	<i>écris</i>	<i>écriv ais</i>	<i>écrire ai</i>	<i>écrire ais</i>	<i>écrive</i>
<i>tu</i>	<i>écris</i>	<i>écriv ais</i>	<i>écrire as</i>	<i>écrire ais</i>	<i>écrives</i>
<i>il</i>	<i>écrit</i>	<i>écriv ait</i>	<i>écrire a</i>	<i>écriv ait</i>	<i>écrive</i>
<i>nous</i>	<i>écrivons</i>	<i>écriv ions</i>	<i>écrire ons</i>	<i>écriv ions</i>	<i>écrivions</i>
<i>vous</i>	<i>écrivez</i>	<i>écriv iez</i>	<i>écrire ez</i>	<i>écriv iez</i>	<i>écriviez</i>
<i>ils</i>	<i>écrivent</i>	<i>écriv aient</i>	<i>écrire ont</i>	<i>écriv aient</i>	<i>écrivent</i>

TABLE 9 *Être* (to be); Past participle, *été*

Subject	Present	Imperfect	Future	Conditional	Subjunctive
<i>je</i>	<i>suis</i>	<i>ét ais</i>	<i>ser ai</i>	<i>ser ais</i>	<i>sois</i>

<i>tu</i>	<i>es</i>	<i>ét ais</i>	<i>ser as</i>	<i>ser ais</i>	<i>sois</i>
<i>il</i>	<i>est</i>	<i>ét ait</i>	<i>ser a</i>	<i>ser ait</i>	<i>soit</i>
<i>nous</i>	<i>sommes</i>	<i>ét ions</i>	<i>ser ons</i>	<i>ser ions</i>	<i>soyons</i>
<i>vous</i>	<i>êtes</i>	<i>ét iez</i>	<i>ser ez</i>	<i>ser iez</i>	<i>soyez</i>
<i>ils</i>	<i>sont</i>	<i>ét aient</i>	<i>ser ont</i>	<i>ser aient</i>	<i>soient</i>

TABLE 10 *Faire* (to make, do); Past participle, *fait*

Subject	Present	Imperfect	Future	Conditional	Subjunctive
<i>je</i>	<i>fais</i>	<i>fais ais</i>	<i>fer ai</i>	<i>fer ais</i>	<i>fasse</i>
<i>tu</i>	<i>fais</i>	<i>fais ais</i>	<i>fer as</i>	<i>fer ais</i>	<i>fasses</i>
<i>il</i>	<i>fait</i>	<i>fais ait</i>	<i>fer a</i>	<i>fer ait</i>	<i>fasse</i>
<i>nous</i>	<i>faisons</i>	<i>fais ions</i>	<i>fer ons</i>	<i>fer ions</i>	<i>fassions</i>
<i>vous</i>	<i>faites</i>	<i>fais iez</i>	<i>fer ez</i>	<i>fer iez</i>	<i>fassiez</i>
<i>ils</i>	<i>font</i>	<i>fais aient</i>	<i>fer ont</i>	<i>fer aient</i>	<i>fassent</i>

TABLE 11 *Lire* (to read); Past participle, *lu*

Subject	Present	Imperfect	Future	Conditional	Subjunctive
<i>je</i>	<i>lis</i>	<i>lis ais</i>	<i>lir ai</i>	<i>lir ais</i>	<i>lise</i>
<i>tu</i>	<i>lis</i>	<i>lis ais</i>	<i>lir as</i>	<i>lir ais</i>	<i>lises</i>
<i>il</i>	<i>lit</i>	<i>lis ait</i>	<i>lir a</i>	<i>lir ait</i>	<i>lise</i>
<i>nous</i>	<i>lisons</i>	<i>lis ions</i>	<i>lir ons</i>	<i>lir ions</i>	<i>lisions</i>
<i>vous</i>	<i>lisez</i>	<i>lis iez</i>	<i>lir ez</i>	<i>lir iez</i>	<i>lisiez</i>
<i>ils</i>	<i>lisent</i>	<i>lis aient</i>	<i>lir ont</i>	<i>lir aient</i>	<i>lisent</i>

TABLE 12 *Mettre* (to put); Past participle, *mis*

Subject	Present	Imperfect	Future	Conditional	Subjunctive
<i>je</i>	<i>mets</i>	<i>mett ais</i>	<i>mettr ai</i>	<i>mettr ais</i>	<i>mette</i>
<i>tu</i>	<i>mets</i>	<i>mett ais</i>	<i>mettr as</i>	<i>mettr ais</i>	<i>mettes</i>
<i>il</i>	<i>met</i>	<i>mett ait</i>	<i>mettr a</i>	<i>mettr ait</i>	<i>mette</i>
<i>nous</i>	<i>mettons</i>	<i>mett ions</i>	<i>mettr ons</i>	<i>mettr ions</i>	<i>mettions</i>
<i>vous</i>	<i>mettez</i>	<i>mett iez</i>	<i>mettr ez</i>	<i>mettr iez</i>	<i>mettiez</i>
<i>ils</i>	<i>mettent</i>	<i>mett aient</i>	<i>mettr ont</i>	<i>mettr aient</i>	<i>mettent</i>

TABLE 13 *Ouvrir* (to open); Past participle, *ouvert*

Subject	Present	Imperfect	Future	Conditional	Subjunctive
<i>jû</i>	<i>ouvr e</i>	<i>ouvr ais</i>	<i>ouvrir ai</i>	<i>ouvrir ais</i>	<i>ouvre</i>
<i>tu</i>	<i>ouvr es</i>	<i>ouvr ais</i>	<i>ouvrir as</i>	<i>ouvrir ais</i>	<i>ouvres</i>
<i>il</i>	<i>ouvr e</i>	<i>ouvr ait</i>	<i>ouvrir a</i>	<i>ouvrir ait</i>	<i>ouvre</i>
<i>nous</i>	<i>ouvr ons</i>	<i>ouvr ions</i>	<i>ouvrir ons</i>	<i>ouvrir ions</i>	<i>ouvrons</i>
<i>vous</i>	<i>ouvr ez</i>	<i>ouvr iez</i>	<i>ouvrir ez</i>	<i>ouvrir iez</i>	<i>ouvriez</i>
<i>ils</i>	<i>ouvr ent</i>	<i>ouvr aient</i>	<i>ouvrir ont</i>	<i>ouvrir aient</i>	<i>ouvrent</i>

TABLE 14 *Partir (to leave); Past Participle, *parti***

Subject	Present	Imperfect	Future	Conditional	Subjunctive
<i>je</i>	<i>pars</i>	<i>part ais</i>	<i>partir ai</i>	<i>partir ais</i>	<i>parte</i>
<i>tu</i>	<i>pars</i>	<i>part ais</i>	<i>partir as</i>	<i>partir ais</i>	<i>partes</i>
<i>il</i>	<i>part</i>	<i>part ait</i>	<i>partir a</i>	<i>partir ait</i>	<i>parte</i>
<i>nous</i>	<i>partons</i>	<i>part ions</i>	<i>partir ons</i>	<i>partir ions</i>	<i>partions</i>
<i>vous</i>	<i>partez</i>	<i>partiez</i>	<i>partir ez</i>	<i>partir iez</i>	<i>partiez</i>
<i>ils</i>	<i>partent</i>	<i>part aient</i>	<i>partir ont</i>	<i>partir aient</i>	<i>partent</i>

TABLE 15 *Pouvoir* (to be able to, can); Past participle, *pu*

Subject	Present	Imperfect	Future	Conditional	Subjunctive
<i>je</i>	<i>peux</i>	<i>pouv ais</i>	<i>pourr ai</i>	<i>pourr ais</i>	<i>puisse</i>
<i>tu</i>	<i>peux</i>	<i>pouv ais</i>	<i>pourr as</i>	<i>pourr ais</i>	<i>puisses</i>
<i>il</i>	<i>peut</i>	<i>pouv ait</i>	<i>pourr a</i>	<i>pourr ait</i>	<i>puisse</i>
<i>nous</i>	<i>pouvons</i>	<i>pouv ions</i>	<i>pourr ons</i>	<i>pourr ions</i>	<i>puissions</i>
<i>vous</i>	<i>pouvez</i>	<i>pouv iez</i>	<i>pourr ez</i>	<i>pourr iez</i>	<i>puissiez</i>
<i>ils</i>	<i>peuvent</i>	<i>pouv aient</i>	<i>pourr ont</i>	<i>pourr aient</i>	<i>puissent</i>

TABLE 16 *Prendre* (to take); Past participle, *pris*

Subject	Present	Imperfect	Future	Conditional	Subjunctive
<i>je</i>	<i>prends</i>	<i>pren ais</i>	<i>prendr ai</i>	<i>prendr ais</i>	<i>prenne</i>
<i>tu</i>	<i>prends</i>	<i>pren ais</i>	<i>prendr as</i>	<i>prendr ais</i>	<i>prennes</i>
<i>il</i>	<i>prend</i>	<i>pren ait</i>	<i>prendr a</i>	<i>prendr ait</i>	<i>prenne</i>
<i>nous</i>	<i>prenons</i>	<i>pren ions</i>	<i>prendr ons</i>	<i>prendr ions</i>	<i>prenions</i>

<i>ils</i>	<i>prennent</i>	<i>pren aient</i>	<i>prendr ont</i>	<i>prendr aient</i>	<i>prennent</i>
------------	-----------------	-------------------	-------------------	---------------------	-----------------

TABLE 17 *Recevoir* (to receive); Past participle, *reçu*

Subject	Present	Imperfect	Future	Conditional	Subjunctive
<i>je</i>	<i>reçois</i>	<i>recev ais</i>	<i>recevr ai</i>	<i>recevr ais</i>	<i>reçoive</i>
<i>tu</i>	<i>reçois</i>	<i>recev ais</i>	<i>recevr as</i>	<i>recevr ais</i>	<i>reçoives</i>
<i>il</i>	<i>reçoit</i>	<i>recev ait</i>	<i>recevr a</i>	<i>recevr ait</i>	<i>reçoive</i>
<i>nous</i>	<i>recevons</i>	<i>recev ions</i>	<i>recevr ons</i>	<i>recevr ions</i>	<i>recevions</i>
<i>vous</i>	<i>recevez</i>	<i>recev iez</i>	<i>recevr ez</i>	<i>recevr iez</i>	<i>receviez</i>
<i>ils</i>	<i>reçoivent</i>	<i>recev aient</i>	<i>recevr ont</i>	<i>recevr aient</i>	<i>reçoivent</i>

TABLE 18 *Savoir* (to know); Past participle, *su*

Subject	Present	Imperfect	Future	Conditional	Subjunctive
<i>je</i>	<i>sais</i>	<i>sav ais</i>	<i>saur ai</i>	<i>saur ais</i>	<i>sache</i>
<i>tu</i>	<i>sais</i>	<i>sav ais</i>	<i>saur as</i>	<i>saur ais</i>	<i>saches</i>
<i>il</i>	<i>sait</i>	<i>sav ait</i>	<i>saur a</i>	<i>saur ait</i>	<i>sache</i>
<i>nous</i>	<i>savons</i>	<i>sav ions</i>	<i>saur ons</i>	<i>saur ions</i>	<i>sachions</i>
<i>vous</i>	<i>savez</i>	<i>sav iez</i>	<i>saur ez</i>	<i>saur iez</i>	<i>sachiez</i>
<i>ils</i>	<i>savent</i>	<i>sav aient</i>	<i>saur ont</i>	<i>saur aient</i>	<i>sachent</i>

TABLE 19 *Sentir* (to feel, smell); Past participle, *sent*

Subject	Present	Imperfect	Future	Conditional	Subjunctive
<i>je</i>	<i>sens</i>	<i>sent ais</i>	<i>sentir ai</i>	<i>sentir ais</i>	<i>sente</i>
<i>tu</i>	<i>sens</i>	<i>sent ais</i>	<i>sentir as</i>	<i>sentir ais</i>	<i>sentes</i>
<i>il</i>	<i>sent</i>	<i>sent ait</i>	<i>sentir a</i>	<i>sentir ait</i>	<i>sente</i>
<i>nous</i>	<i>sentons</i>	<i>sent ions</i>	<i>sentir ons</i>	<i>sentir ions</i>	<i>sentions</i>
<i>vous</i>	<i>sentez</i>	<i>sent iez</i>	<i>sentir ez</i>	<i>sentir iez</i>	<i>sentiez</i>
<i>ils</i>	<i>sentent</i>	<i>sent aient</i>	<i>sentir ont</i>	<i>sentir aient</i>	<i>sentent</i>

TABLE 20 *Servir* (to serve); Past participle, *servi*

Subject	Present	Imperfect	Future	Conditional	Subjunctive
<i>je</i>	<i>sers</i>	<i>serv ais</i>	<i>servir ai</i>	<i>servir ais</i>	<i>serve</i>
<i>tu</i>	<i>sers</i>	<i>serv ais</i>	<i>servir as</i>	<i>servir ais</i>	<i>serves</i>
<i>il</i>	<i>sert</i>	<i>serv ait</i>	<i>servir a</i>	<i>servir ait</i>	<i>serve</i>

<i>nous</i>	<i>servons</i>	<i>serv ions</i>	<i>servir ons</i>	<i>servir ions</i>	<i>servions</i>
<i>vous</i>	<i>servez</i>	<i>serv iez</i>	<i>servir ez</i>	<i>servir iez</i>	<i>serviez</i>
<i>ils</i>	<i>servent</i>	<i>serv aient</i>	<i>servir ont</i>	<i>servir aient</i>	<i>servent</i>

TABLE 21 *Sortir (to go out); Past participle, *sorti***

Subject	Present	Imperfect	Future	Conditional	Subjunctive
<i>je</i>	<i>sors</i>	<i>sort ais</i>	<i>sortir ai</i>	<i>sortir ais</i>	<i>sorte</i>
<i>tu</i>	<i>sors</i>	<i>sort ais</i>	<i>sortir as</i>	<i>sortir ais</i>	<i>sortes</i>
<i>il</i>	<i>sort</i>	<i>sort ait</i>	<i>sortir a</i>	<i>sortir ait</i>	<i>sorte</i>
<i>nous</i>	<i>sortons</i>	<i>sort ions</i>	<i>sortir ons</i>	<i>sortir ions</i>	<i>sortions</i>
<i>vous</i>	<i>sortez</i>	<i>sort iez</i>	<i>sortir ez</i>	<i>sortir iez</i>	<i>sortiez</i>
<i>ils</i>	<i>sortent</i>	<i>sort aient</i>	<i>sortir ont</i>	<i>sortir aient</i>	<i>sortent</i>

TABLE 22 *Venir (to come); Past participle, *venu***

Subject	Present	Imperfect	Future	Conditional	Subjunctive
<i>je</i>	<i>viens</i>	<i>ven ais</i>	<i>viendr ai</i>	<i>viendr ais</i>	<i>vienne</i>
<i>tu</i>	<i>viens</i>	<i>ven ais</i>	<i>viendr as</i>	<i>viendr ais</i>	<i>viennes</i>
<i>il</i>	<i>vient</i>	<i>ven ait</i>	<i>viendr a</i>	<i>viendr ait</i>	<i>vienne</i>
<i>nous</i>	<i>venons</i>	<i>ven ions</i>	<i>viendr ons</i>	<i>viendr ions</i>	<i>venions</i>
<i>vous</i>	<i>venez</i>	<i>ven iez</i>	<i>viendr ez</i>	<i>viendr iez</i>	<i>veniez</i>
<i>ils</i>	<i>viennent</i>	<i>ven aient</i>	<i>viendr ont</i>	<i>viendr aient</i>	<i>viennent</i>

TABLE 23 *Voir* (to see); Past participle, *vu*

Subject	Present	Imperfect	Future	Conditional	Subjunctive
<i>je</i>	<i>vois</i>	<i>voy ais</i>	<i>verr ai</i>	<i>verr ais</i>	<i>voie</i>
<i>tu</i>	<i>vois</i>	<i>voy ais</i>	<i>verr as</i>	<i>verr ais</i>	<i>voies</i>
<i>il</i>	<i>voit</i>	<i>voy ait</i>	<i>verr a</i>	<i>verr ait</i>	<i>voie</i>
<i>nous</i>	<i>voyons</i>	<i>voy ions</i>	<i>verr ons</i>	<i>verr ions</i>	<i>voyions</i>
<i>vous</i>	<i>voyez</i>	<i>voy iez</i>	<i>verr ez</i>	<i>verr iez</i>	<i>voyiez</i>
<i>ils</i>	<i>voient</i>	<i>voy aient</i>	<i>verr ont</i>	<i>verr aient</i>	<i>voient</i>

TABLE 24 *Vouloir* (to want); Past participle, *voulu*

Subject	Present	Imperfect	Future	Conditional	Subjunctive
<i>je</i>	<i>veux</i>	<i>voul ais</i>	<i>voudr ai</i>	<i>voudr ais</i>	<i>veuille</i>

<i>tu</i>	<i>veux</i>	<i>voul ais</i>	<i>voudr as</i>	<i>voudr ais</i>	<i>veuilles</i>
<i>il</i>	<i>veut</i>	<i>voul ait</i>	<i>voudr a</i>	<i>voudr ait</i>	<i>veuille</i>
<i>nous</i>	<i>voulons</i>	<i>voul ions</i>	<i>voudr ons</i>	<i>voudr ions</i>	<i>voulions</i>
<i>vous</i>	<i>voulez</i>	<i>voul iez</i>	<i>voudr ez</i>	<i>voudr iez</i>	<i>vouliez</i>
<i>ils</i>	<i>veulent</i>	<i>voul aient</i>	<i>voudr ont</i>	<i>voudr aient</i>	<i>veillent</i>

Interrogation

Questions, Asking Yes or No

You can get a *yes* or *no* answer to a question in four ways, covered in each of the following sections.

Intonation

Questions are often asked by a noticeable change in **intonation** (modulation of the voice), typified by a rising **inflection** (change in the voice) at the end of the statement. This is the simplest and most colloquial way to ask a question: *Tu veux sortir?* (Do you want to go out?)

To make the question negative, put *ne ... pas* around the conjugated verb:

- *Tu ne veux pas sortir?* (Don't you want to go out?)
- *Tu n'es pas sorti?* (Didn't you go out?)

N'est-ce pas

The tag *n'est-ce pas* has various meanings:

- isn't that so?
- right?
- isn't (doesn't) he/she?
- aren't (don't) they?
- aren't (don't) we?
- aren't (don't) you?

N'est-ce pas is a negative expression, so use *n'est-ce pas* at the end of an affirmative statement only when the expected answer is "yes": *Tu veux sortir, n'est-ce pas?* (You want to go out, don't you?)

To answer *yes* to a negative question, use *si* instead of *oui*: *Si, je veux sortir.* (Yes, I want to go out.)

Est-ce que

Turn a statement into a question by beginning with the expression *est-ce que*, which is not translated literally, but indicates that a question will follow. This is a common conversational way to ask a question. *Est-ce que tu veux sortir?* (Do you want to go out?)

To make the question negative, place *ne ... pas* around the conjugated verb:

- *Est-ce que tu ne veux pas sortir?* (Don't you want to go out?)
- *Est-ce que tu n'es pas sorti?* (Didn't you go out?)

Inversion

Inversion is the reversal of the word order of the subject pronoun and the conjugated verb in order to form a question: You simply join the verb to its subject pronoun with a hyphen. Inversion is the most formal way to ask a question and is generally used more frequently in writing than in conversation.

The rules for inversion are as follows:

- **Avoid inverting with *je*, which is awkward and rarely used except for the following:**
 - *ai-je ... ?* (do I have ... ?)
 - *suis-je ... ?* (am I ... ?)
 - *dois-je ... ?* (must I ... ?)
 - *puis-je ... ?* (may I ... ?[permission])
- **Inversion occurs in all tenses but only with subject pronouns and conjugated verbs:**
 - *Sors-tu?* (Are you going out?)
 - *Veux-tu sortir?* (Do you want to go out?)
 - *Es-tu sorti?* (Did you go out?)
 - *Sortais-tu?* (Were you going out?)
 - *Sortirais-tu?* (Would you go out?)
 - *Se lèvent-ils?* (Are they getting up?)
 - *Se sont-ils levés?* (Did they get up?)

The preceding questions can be made negative by putting the first part of the negative phrase before the reflexive pronoun or conjugated verb, and the second part of the negative after the subject pronoun:

- *Ne sors-tu jamais?* (Don't you ever go out?)
- *Ne veux-tu pas sortir?* (Don't you want to go out?)
- *Ne se sont-ils pas levés?* (Didn't they get up?)
- **When the third person singular of the verb (*il, elle, on*) ends in a vowel, a - *t* - is inserted between the verb and the subject pronoun to prevent having two vowels sounds together:**
 - *Travaille-t-il?* (Is he working?)
 - *A-t-elle fini?* (Did she finish?)

But, consider the following:

- *Obéit-elle?* (Does she obey?)

- *S'est-il lavé?* (Did he wash himself?)
- **With a noun subject, a double-subject construction is used: noun + verb-third person pronoun, for example:** *La fille est-elle* (xxx). The third person pronoun agrees in number and gender with the corresponding subject noun:
 - *Jean est-il blond?* (Is John blond?)
 - *Les films sont-ils bons?* (Are the films good?)
 - *Cette machine marche-t-elle?* (Is that machine working?)
 - *Les filles se sont-elles maquillées?* (Did the girls put on make up?)

Follow the preceding rules to make these sentences negative:

- *Jean n'est-il pas blond?* (Isn't John blond?)
- *Les films ne sont-ils pas bons?* (Aren't the films good?)
- *Cette machine ne marche-t-elle pas?* (Isn't this machine working?)
- *Les filles ne se sont-elles pas maquillées?* (Didn't the girls put on makeup?)

Asking for Information

Use interrogative adjectives, adverbs, and pronouns to ask for information.

Interrogative adjectives

The interrogative adjective *quel* (which?, what?), shown in Table 1, agrees in number and gender with the noun it modifies.

TABLE 1 Interrogative Adjectives

Number	Masculine	Feminine
Singular	<i>quel</i>	<i>quelle</i>
Plural	<i>quels</i>	<i>quelles</i>

Quel may be followed by *est-ce que* or inversion:

- *Quelle chemise est-ce que tu préfères?* (Which shirt do you prefer?)
- *Quelle chemise préfères-tu?* (Which shirt do you prefer?)

In colloquial French, *quel* + a noun may be placed at the end of the phrase to form the question: *Tu préfères quelle chemise?* (Which shirt do you prefer?)

Quel may also be preceded by a preposition:

- *De quelle chemise est-ce que tu parles?* (Which shirt are you talking about?)
- *De quelle chemise parles-tu?* (Which shirt are you talking about?)

Être is the only verb that may separate *quel* from its noun:

- *Quel est ton nom?* (What's your name?)
- *Quelle est la date?* (What's the date?)

Interrogative adverbs

The following interrogative adverbs can be used with *est-ce que* or inversion to ask questions.

- *comment* (how?)
- *combien* (how much/many?)
- *quand* (when?)
- *où* (where?)
- *d'où* (from where?)
- *pourquoi* (why?)

In colloquial spoken French, they are often placed after the verb, as follows:

- *Tu t'appelles comment?* (What's your name?)
- *Les invités arrivent quand?* (When are the guests arriving?)

With *combien*, *comment*, *où*, *d'où*, and *quand* (but not with *pourquoi*), a question may be formed by inverting a noun subject with a verb that has no object:

- *Où habite cette famille?* (Where does that family live?)
- *Combien coûte ce CD?* (How much does this CD cost?)

Invariable interrogative pronouns

Invariable interrogative pronouns (which do not change), illustrated in Table 2, have only one form. No agreement is necessary.

TABLE 2 Invariable Interrogative Pronouns

Part of Speech	People	Things
Subject	who?	what?
	<i>qui</i>	–
	<i>qui est-ce qui</i>	<i>qu'est-ce qui</i>
Direct object	whom?	what?
	<i>qui</i>	<i>que (quoi)</i>
	<i>qui est-ce que</i>	<i>qu'est-ce que</i>
Object of the preposition	who?	what?
	<i>qui</i>	<i>quoi</i>
	<i>qui est-ce que</i>	–

Note that the *i* from *qui* is never dropped, whereas *que* becomes *qu'* before a vowel or vowel sound:

Invariable interrogative pronouns are used in the following ways:

- **As subjects, followed by verbs in the third person singular**

- *Qui (Qui est-ce qui) est tombé?* (Who fell?)
- *Qu'est-ce qui est tombé?* (What fell?)

(*Qui* is the short form and *qu'est-ce qui* is the long form. Either is acceptable.)

- **As objects of the verb**

- *Qui est-ce que tu cherches?* (Whom are you looking for?)
- *Qui cherches-tu?* (Whom are you looking for?)
- *Tu cherches qui?* (Whom are you looking for?)
- *Qu'est-ce que tu cherches?* (What are you looking for?)
- *Que cherches-tu?* (What are you looking for?)
- *Tu cherches quoi?* (What are you looking for?)

Note that *que* becomes *quoi* after a verb. With *que*, when the subject is a noun, inversion is not performed: *Que cherche Sylvie?* (What is Sylvia looking for?)

- **As objects of a preposition**

Use a preposition + *qui* for people; use a preposition + *quoi* for things.

- *À qui est-ce que tu parles?* (To whom are you speaking?)
- *À qui parles-tu?* (To whom are you speaking?)
- *Tu parles à qui?* (To whom are you speaking?)
- *De quoi est-ce que tu parles?* (What are you talking about?)
- *De quoi parles-tu?* (What are you talking about?)
- *Tu parles de quoi?* (What are you talking about?)

À qui shows possession: *À qui est ce livre?* (Whose book is this?)

De qui shows relationship: *De qui es-tu le frère?* (Whose brother are you?)

Variable interrogative pronouns

Variable interrogative pronouns agree in number and gender with the nouns they replace. Select the singular form of the interrogative pronoun to express “which one” and the plural to express “which ones.”

- *Laquelle de ces voitures aimes-tu?* (Which one of these cars do you like?)
- *Lesquels de ces films as-tu vus?* (Which ones of these films have you seen?)
- *À laquelle de tes amies écris-tu?* (To which one of your friends are you writing?)
- *Desquels de ces papiers avez-vous besoin?* (Which ones of these papers do you need?)

Use contractions with the prepositions *à* (to) and *de* (of, from) as shown in Table 3 :

TABLE 3 Variable Interrogative Pronouns

Number	Masculine	Feminine
Singular	<i>lequel</i>	<i>laquelle</i>

à	<i>auquel</i>	<i>à laquelle</i>
<i>de</i>	<i>duquel</i>	<i>de laquelle</i>
Plural	<i>lesquels</i>	<i>lesquelles</i>
à	<i>desquels</i>	<i>de laquelle</i>
<i>de</i>	<i>auxquels</i>	<i>desquelles</i>

Il y a

Il y a (there is/are or is/are there?) can ask or answer a question, as follows:

- *Il y a un bal ce soir?* (Is there a party this evening?)
- *Est-ce qu'il y a un bal ce soir?* (Is there a party this evening?)
- *Y a-t-il un bal ce soir?* (Is there a party this evening?)
- *Il n'y a pas de bal ce soir?* (Isn't there a party this evening?)
- *Est-ce qu'il n'y a pas de bal ce soir?* (Isn't there a party this evening?)
- *N'y a-t-il pas de bal ce soir?* (Isn't there a party this evening?)
- *Non, il n'y a pas de bal ce soir.* (No, there isn't a party this evening.)

French Possession

Using *de*

The preposition *de* (of) is used to express relationship and possession. If the sentence has two or more nouns, *de* (or *d'* before a vowel) is repeated before each noun: *Ce sont les parents de Roger et de Luc.* (They are Roger and Luke's parents./They are the parents of Roger and of Luke.)

With masculine singular and plural nouns, *de* contracts with the definite article *le* to become *du* or contracts with *les* to become *des* in order to express “of the”:

- *Ce sont les parents du garçon.* (They are the boy's parents./They are the parents of the boy.)
- *Ce sont les parents des garçons.* (They are the boys' parents./They are the parents of the boys.)

Using *être à*

The idiom *être à* (to belong to) is usually used to show possession of a thing. Conjugate *être* to agree with the subject, and if the sentence contains two or more nouns, repeat the preposition *à* before each noun: *Ces CDs sont à Mathieu et à Bernard.* (These CDs belong to Mathew and Bernard.)

Note how *être à* is used in questions, as follows:

- *À qui est ce stylo?* (Whose pen is this?)
- *À qui sont ces magazines?* (Whose magazines are these?)

Possessive Adjectives

Like all French adjectives, possessive adjectives, listed in Table 1, agree in gender and number with the nouns they modify (the person or item that is possessed) and not with the subject (the person possessing them).

TABLE 1 Possessive Adjectives

Singular Masculine	Singular Feminine	Plural	English
<i>mon</i>	<i>ma</i>	<i>mes</i>	my
<i>ton</i>	<i>ta</i>	<i>tes</i>	your
<i>son</i>	<i>sa</i>	<i>ses</i>	his, her, its
<i>notre</i>	<i>notre</i>	<i>nos</i>	our
<i>votre</i>	<i>votre</i>	<i>vos</i>	your
<i>leur</i>	<i>leur</i>	<i>leurs</i>	their

When using possessive adjectives, note the following:

- **Possessive adjectives agree with and are repeated before each noun.**
 - *J'aime mon père, ma mère, et mes sœurs.* (I love my father, my mother, and my sisters.)
 - *Donne-moi leurs CDs et ta stéréo.* (Give me their CDs and your stereo.)
- ***Son* and *sa* can mean either *his* or *her* because the possessive adjective agrees with the noun it modifies and not with the possessor.** *Sa mère*, therefore, could mean either *his* or *her* mother, because *sa* agrees with the word *mother*, which is feminine. Similarly, *son père* can mean either *his* or *her* father because *son* agrees with the word *père*, which is masculine. The true meaning of the word can be determined only by the context of the conversation.
- **The forms *mon*, *ton*, and *son* are used instead of *ma*, *ta*, and *sa* before a feminine singular noun beginning with a vowel or vowel sound.** This allows the words to flow smoothly.
 - *mon adresse* (my address)
 - *ton hôtesse* (your hostess)
 - *son amie* (his/her friend)
- **When referring to parts of the body, the possessive adjective is generally replaced with the definite article if the possessor is clear.**
 - *Je me brosse les cheveux.* (I brush my hair.)
 - *Elle lève la main.* (She raises her hand.)
- **There is no elision with possessive adjectives: The final -a from *ma*, *ta*, and *sa* may never be dropped.**
 - *Qui est ton artiste favorite?* (Who is your favorite artist?)

Some French expressions of relationship include the following:

- *une de mes amies* (a [girl]friend of mine/one of my [girl]friends)
- *un de ses enfants* (a child of his/one of his children)
- *un de leurs voisins* (a neighbor of theirs/one of their neighbors)

Pronouns

Subject Pronouns

A **pronoun** is a word that is used to replace a noun (a person, place, thing, idea, or quality). Pronouns allow for fluidity by eliminating the need to constantly repeat the same noun in a sentence.

A **subject pronoun** replaces a **subject noun** (the noun performing the action of the verb). Just as in English, French subject pronouns are given a person and a number (singular or plural), as shown in Table 1 :

TABLE 1 Subject Pronouns

Person	Singular	Plural
1st	<i>je</i> (I)	<i>nous</i> (we)
2nd	<i>tu</i> (you)	<i>vous</i> (you)
3rd	<i>il</i> (he, it)	<i>ils</i> (they)
	<i>elle</i> (she, it)	<i>elles</i> (they)
	<i>on</i> (one, you, we, they)	

Je

Unlike the English pronoun “I,” the pronoun **je** is capitalized only when it begins a sentence. *Je* becomes *j’* before a vowel or vowel sound (*y* and **unaspirated h** — meaning that no puff of air is emitted when producing the h sound):

- *J'adore le français.* (I love French.)
- *Voilà où j'habite.* (There's where I live.)

Tu

Tu is used to address one friend, relative, child, or pet and is referred to as the familiar form of “you.” The *u* from *tu* is never dropped for purposes of elision: *Tu es mon meilleur ami.* (You are my best friend.)

Vous

Vous is used in the singular to show respect to an older person or when speaking to a stranger or someone you do not know very well. *Vous* is the polite or formal form of “you:” *Vous êtes un patron très respecté.* (You are a very respected boss.)

In addition, *vous* is always used when speaking to more than one person, regardless of the degree of familiarity.

Il and elle

Il (he) and *elle* (she) may refer to a person or to a thing (it):

- *L'homme arrive.* (The man arrives.) *Il arrive.* (He arrives.)
- *Le colis arrive.* (The package arrives.) *Il arrive.* (It arrives.)
- *La dame arrive.* (The lady arrives.) *Elle arrive.* (She arrives.)
- *La lettre arrive.* (The letter arrives.) *Elle arrive.* (It arrives.)

On

On refers to an indefinite person: you, we, they, or people in general. *On* is often used in place of *nous*, such as in the following: *on part* (we're leaving).

Ils and elles

Ils refers to more than one male or to a combined group of males and females, despite the number of each gender present. *Elles* refers only to a group of females.

- *Anne et Luc partent.* (Ann and Luke leave.) *Ils partent.* (They leave.)
- *Anne et Marie partent.* (Ann and Marie leave.) *Elles partent.* (They leave.)

Ce

The pronoun *ce* (it, he, she, this, that, these, those), spelled *c'* before a vowel, is most frequently used with the verb *être* (to be): *c'est* (it is) or *ce sont* (they are). *Ce* replaces *il*, *elle*, *ils*, and *elles* as the subject of the sentence in the following constructions:

- **Before a modified noun:** *C'est un bon avocat.* (He's a good lawyer.)

But, when unmodified, the following is correct: *Il est avocat.* (He's a lawyer.)

- **Before a name:** *C'est Jean.* (It's John.)
- **Before a pronoun:** *C'est moi.* (It is me.)
- **Before a superlative:** *C'est le plus grand.* (It's the biggest.)
- **In dates:** *C'est le dix mars.* (It's March 10th.)
- **Before a masculine singular adjective that refers to a previously mentioned idea or action:** *Il est important.* (He is important.) *C'est évident.* (That's obvious).
- **Before an adjective + à + infinitive** (the form of any verb before it is conjugated): *C'est bon à savoir.* (That's good to know.)

Use *il* in the following constructions:

- **To express the hour of the day:** *Il est deux heures.* (It's 2 o'clock.)
- **With an adjective + de + infinitive:** *Il est bon de manger.* (It's good to eat.)
- **With an adjective before que:** *Il est important que je travaille.* (It is important that I work.)

Using Object Pronouns

Object pronouns are used so that an object noun doesn't have to be continuously repeated. This allows for a more free-flowing conversational tone. When using object pronouns, make sure your conjugated verb agrees with the subject and not the object pronoun. Table 1 lists direct and indirect object pronouns:

TABLE 1 Direct/Indirect Object Pronouns

Direct	Indirect
<i>me</i> [m'] (me)	<i>me</i> [m'] (to me)
<i>te</i> [t'] (you)	<i>te</i> [t'] (to you)
<i>le</i> [l'] (he, it)	<i>lui</i> (to him)
<i>la</i> [l'] (her, it)	<i>lui</i> (to her)
<i>nous</i> (us)	<i>nous</i> (to us)
<i>vous</i> (you)	<i>vous</i> (to you)
<i>les</i> (them)	<i>leur</i> (to them)
<i>se</i> [s'] (themselves)	<i>se</i> [s'] (to themselves)

The forms *me*, *te*, *se*, *nous*, and *vous* are both direct, indirect object, and reflexive pronouns.

Direct object pronouns

Direct objects (which can be nouns or pronouns) answer the question as to whom or what the subject is acting upon. It may refer to people, places, things, or ideas. A direct object pronoun replaces a direct object noun and, unlike in English, is usually placed before the conjugated verb.

- *Tu regardes le film.* (You watch the movie.): *Tu le regardes.* (You watch it.)
- *Je t'aime.* (I love you.)
- *Tu m'aimes.* (You love me.)

Indirect object pronouns

Indirect objects (which can be nouns or pronouns) answer the question of to or for whom the subject is doing something. They refer only to people. An indirect object pronoun replaces an indirect object noun, and, unlike in English, is usually placed before the conjugated verb. As a clue, look for the preposition *à* (to, for), which may be in the form of *au* (the contraction of *à + le*), *à l'*, *à la*, or *aux* (the contraction of *à + les*), followed by the name or reference to a person.

- *Elle écrit à Jean.* (She writes to John.): *Elle lui écrit.* (She writes to him.)
- *Tu m'offres un sac à main.* (You offer me a purse.)
- *Je t'offre un sac à main.* (I offer you a purse.)

Verbs that take an indirect object in English do not necessarily take an indirect object in French. The following verbs take a direct object in French:

- *attendre* (to wait for)
- *chercher* (to look for)
- *écouter* (to listen to)
- *espérer* (to hope for/to)
- *faire venir* (to call for)
- *payer* (to pay)

Verbs that take a direct object in English do not necessarily take a direct object in French. The following verbs take an indirect object in French because they are followed by à:

- *convenir à* (to suit)
- *désobéir à* (to disobey)
- *faire honte à* (to shame)
- *faire mal à* (to hurt)
- *faire peur à* (to frighten)
- *obéir à* (to obey)
- *plaire à* (to please)
- *répondre à* (to answer)
- *ressembler à* (to resemble)
- *téléphoner à* (to call)

The expression *penser à* (to think about) is followed by a stress pronoun; for example, *Je pense à lui/elle*. (I think about him/her).

The following verbs require an indirect object because they are followed by à. Note the correct preposition to use before the infinitive of the verb.

- *apprendre* (teach) à *quelqu'un* à + infinitive
- *enseigner* (teach) à *quelqu'un* à + infinitive
- *conseiller* (advise) à *quelqu'un de* + infinitive
- *défendre* (forbid) à *quelqu'un de* + infinitive
- *demander* (ask) à *quelqu'un de* + infinitive
- *ordonner* (order) à *quelqu'un de* + infinitive
- *pardonner* (forgive) à *quelqu'un de* + infinitive
- *permettre* (permit) à *quelqu'un de* + infinitive
- *promettre* (promise) à *quelqu'un de* + infinitive
- *rappeler* (remind) à *quelqu'un de* + infinitive
- *reprocher* (reproach) à *quelqu'un de* + infinitive

With the French verbs *plaire* (to please), *falloir* (to be necessary), and *manquer* (to miss), the French indirect object is the subject in the English sentence:

- *Ce cadeau me plaît*. (I like this gift. This gift is pleasing to me.)
- *Il me faut un stylo*. (I need a pen. A pen is necessary for me.)
- *Tu me manques*. (I miss you. I am missing to you.)

The adverbial pronoun (y)

The adverbial pronoun *y* (pronounced ee) means “there” when the place has already been mentioned. *Y* can also mean “it,” “them,” “in it/them,” “to it/them,” or “on it/them.” *Y* usually

replaces the preposition *à* + the noun object of the preposition, but it may also replace other prepositions of location or position, such as *chez* (at the house/business of), *dans* (in), *en* (in), *sous* (under), or *sur* (on) + noun:

- *Je vais à Paris.* (I'm going to Paris.) *J'y vais.* (I'm going there.)
- *Il répond à la note.* (He answers the note.) *Il y répond.* (He answers it.)
- *Tu restes dans ton lit.* (You stay in the hotel.) *Tu y restes.* (You stay in it.)

Y is used to replace *de* + *noun* only when *de* is part of a prepositional phrase showing location: *L'hôtel est près de l'aéroport.* (The hotel is near the airport.) *L'hôtel y est.* (The hotel is there.)

Never use *y* to replace *à* + a person. Indirect object pronouns are used for this purpose: *Je parle à Luc.* (I speak to Luke.) *Je lui parle.* (I speak to him.)

Sometimes *y* is used in French but is not translated into English: *Il va au cinéma?* (Is he going to the movies?) *Oui, il y va.* (Yes, he is.)

The adverbial pronoun (*en*)

The pronoun *en* refers to previously mentioned things or places. *En* usually replaces *de* + *noun* and may mean some or any, of it/them, about it/them, from it/them, or from there:

- *Je veux de la glace.* (I want some ice cream.) *J'en veux.* (I want some [of it].)
- *Tu ne bois pas de lait.* (You don't drink any milk.) *Tu n'en bois pas.* (You don't drink any.)
- *Il parle de l'examen.* (He speaks about the test.) *Il en parle.* (He speaks about it.)
- *Vous sortez du café.* (You leave the café.) *Vous en sortez.* (You leave [from] it.)

En is always expressed in French even though it may have no English equivalent or is not expressed in English: *As-tu du temps?* (Do you have any time?) *Oui, j'en ai.* (Yes, I do.)

Note the following rules governing the use of *en*:

- *En* is **used with idiomatic expressions requiring *de*.**
 - *J'ai besoin de film.* (I need film.) *J'en ai besoin.* (I need some.)
- *En* is **used to replace a noun (*de* + *noun*) after a number or a noun or adverb of quantity.**
 - *Je prépare six gâteaux.* (I'm preparing six cakes.) *J'en prépare six.*
(I'm preparing six [of them].)
 - *Tu bois une tasse de thé.* (You drink a cup of tea.) *Tu en bois.*
(You drink a cup [of it].)
- *En* **only refers to people when *de* means some. In all other cases (when *de* + a noun mean “of” or “about” a person), a stress pronoun is used.**
 - *I have a lot of sons.* (J'ai beaucoup de fils.) *I have a lot of them.* (J'en ai beaucoup.)

The position of object pronouns

An object pronoun is placed before the verb to which its meaning is tied, usually before the conjugated verb. When a sentence contains two verbs, the object pronoun is placed before the infinitive:

- *Je le demande.* (I ask for it.) *Je ne le demande pas.* (I don't ask for it.)
- *Il va en boire.* (He is going to drink some of it.) *Il ne va pas en boire.* (He isn't going to drink some of it.)

In an affirmative command, an object pronoun is placed immediately after the verb and is joined to it by a hyphen. The familiar command forms of *-er* verbs (regular and irregular — retain their final *s* before *y* and *en* to prevent the clash of two vowel sounds together. Put a liaison (linking) between the final consonant and *y* or *en*: *Restes-y!* (Stay there!) But: *N'y reste pas!* (Don't stay there!)

In compound tenses, the object pronoun is placed before the conjugated helping verb: *J'ai parlé à Nancy.* (I spoke to Nancy.) *Je lui ai parlé.* (I spoke to her.)

Double object pronouns

The term **double object pronouns** refers to using more than one pronoun in a sentence at a time, as follows:

Order Before the Verb

me

te

se *le (l')* *lui* *y* *en + verb*

nous *la (l')* *leur*

vous *les*

se

Order After the Verb (Affirmative Commands)

-moi

-toi

-le *-lui* *-y* *-en*

verb + *-la* *-nous*

-les *-vous*

-leur

The following examples show how double object pronouns are used before the conjugated verb, before the infinitive when there are two verbs, in the past tense, and in a negative command. Note the different order of the pronouns in the affirmative command:

- **Before the conjugated verb:** *Elle me la donne.* (She gives it to me.)
- **Before the infinitive with two verbs:** *Vas-tu m'en offrir?* (Are you going to offer me any?)
- **In the past tense:** *Tu le lui as écrit.* (You wrote it to her.)
- **In a negative command:** *Ne me le montrez pas.* (Don't show it to me.)

But note the difference in an affirmative command: *Montrez-le-moi, s'il vous plaît.* (Please show it to me.)

In an affirmative command, *moi + en* and *toi + en* become *m'en* and *t'en* respectively:

- *Donne-m'en, s'il te plaît.* (Please give me some.)
- *Va t'en.* (Go away.)

Independent (Stress) Pronouns

Independent pronouns, listed in Table 1, may stand alone or follow a verb or a preposition. They are used to emphasize a fact and to highlight or replace nouns or pronouns.

TABLE 1 Independent Pronouns

Singular	Plural
<i>moi</i> (I, me)	<i>nous</i> (we, us)
<i>toi</i> (you)	<i>vous</i> (you)
<i>lui</i> (he, him)	<i>eux</i> (they, them)
<i>elle</i> (she, her)	<i>elles</i> (they, them)
<i>soi</i> (oneself)	

Independent pronouns are used as follows:

- **To stress the subject:** *Moi, je suis vraiment indépendant.* (Me, I'm really independent.)
- **When the pronoun has no verb:** *Qui veut partir?* (Who wants to leave?) *Moi.* (Me.)
- **After prepositions to refer to a person or persons:** *Allons chez elle.*

(Let's go to her house.)

- **After *c'est*:** *C'est moi qui pars.* (I'm leaving.)
- **After the following verbs:**
 - *avoir affaire à* (to have dealings with)
 - *être à* (to belong to)
 - *faire attention à* (to pay attention to)
 - *penser à* (to think about [of])
 - *se fier à* (to trust)

- *s'intéresser à* (to be interested in)
- *Ceci est à moi.* (This belongs to me.)
- **In compound subjects:**
 - *Lui et moi allons au restaurant.* (He and I are going to the restaurant.)
 - *Sylvie et toi dînez chez Marie.* (Sylvia and you are dining at Marie's.)

If *moi* is one of the stress pronouns in a compound subject, the subject pronoun *nous* is used in summary (someone + me = we) and the conjugated verb must agree with *nous*. If *toi* is one of the stress pronouns in a compound subject, the subject pronoun *vous* is used in summary (someone + you [singular] = you [plural]) and the conjugated verb must agree with the *vous*. Neither *nous* nor *vous* has to appear in the sentence.

- **With - *même(s)* to reinforce the subject:** *Je suis allé au concert moi-même.* (I went to the concert by myself.)

Relative Pronouns

A **relative pronoun** (“who,” “which,” or “that”) joins a main clause to a dependent clause. This pronoun introduces the dependent clause that describes someone or something mentioned in the main clause. The person or thing the pronoun refers to is called the **antecedent**. A relative clause may serve as a subject, a direct object, or an object of a preposition.

Qui (subject) and *que* (direct object)

Qui (“who,” “which,” “that”) is the subject of a relative clause (which means that it will be followed by a verb in the dependent clause). *Qui* may refer to people, things, or places and follows the format **antecedent** + **subject** + **verb**: *C'est la femme qui a gagné.* (She's the woman who won.)

The verb of a relative clause introduced by *qui* is conjugated to agree with its antecedent: *C'est moi qui choisis les bons cafés.* (I am the one who chooses the good cafés.)

Que (“whom,” “which,” or “that”) is the direct object of a relative clause (which means that it will be followed by a noun or pronoun). Although frequently omitted in English, the relative pronoun is always expressed in French. *Que* may refer to people or things and follows the format **antecedent** + **direct object** + **pronoun**: *C'est l'homme que j'adore.* (He's the man [that] I love.)

Qui and *lequel* (objects of a preposition)

Qui (meaning “whom”) is used as the object of a preposition referring to a person.

- *Anne est la femme avec qui je travaille.* (Anne is the woman with whom I am working.)

Lequel, laquelle, lesquels, lesquelles (“which” or “whom”) are used as the object of a preposition referring primarily to things. The form of *lequel* must agree with the antecedent. Select the proper form of *lequel* after consulting Table 1, for example, *Voilà la piscine dans laquelle je nage.* (There is the pool in which I swim.)

TABLE 1 Forms of Lequel

	Singular	Plural
Masculine	<i>lequel</i>	<i>lesquels</i>
Feminine	<i>laquelle</i>	<i>lesquelles</i>

Lequel and its forms contract with the prepositions *à* and *de*, as shown in Table 2 :

TABLE 2 Lequel with Prepositions

Singular		Plural	
<i>Masculine</i>	<i>Feminine</i>	<i>Masculine</i>	<i>Feminine</i>
<i>auquel</i>	<i>à laquelle</i>	<i>auxquels</i>	<i>auxquelles</i>
<i>duquel</i>	<i>de laquelle</i>	<i>desquels</i>	<i>desquelles</i>

Some examples include the following:

- *Ce sont les hommes auxquels elle pense.* (Those are the men she is thinking about.)
- *C'est la classe de laquelle je parlais.* (That's the class I was talking about.)

Ce qui and ce que

The relative pronouns *ce qui* and *ce que* are used when no antecedent noun or pronoun is present:

- *Ce qui* means “what” or “that which” and is the subject of a verb: *Je me demande ce qui se passe.* (I wonder what is happening.)
- *Ce que* means “what” (that which) and is the object of a verb: *Tu sais ce que ça veut dire.* (You know what that means.)

French Present Tenses

The Infinitive Form

A verb expresses an action or state of being and is generally shown in its **infinitive**, which is the basic “to” form, as in to “to be.” An infinitive is the form of the verb before it has been conjugated.

Table 1 shows an example of the irregular verb “to be” conjugated in English.

TABLE 1 Conjugation of “To Be” in English

	Singular	Plural
1st person	I am	We are
2nd person	You are	You are

3rd person	He is	They are
	She is	They are

Even in English, each subject has its own matching verb form that never changes and can't be mixed and matched with other verb forms.

Regular Verbs

In French, regular verbs are grouped into three main families — *-er*, *-ir*, and *-re* — because these are their endings in the infinitive form. Each regular verb within its respective family then follows the same rules of conjugation. If you memorize the pattern for one family, you know the pattern for all the verbs within the family. To form the present tense of *-er*, *-ir*, and *-re* verbs, drop the infinitive ending (the final *-er*, the final *-ir*, or the final *-re*) and add the endings for the subject pronouns indicated, as shown in Tables 1, 2, and 3.

TABLE 1 Verb Rules of Conjugation Using *Parler* (to Speak)

je	tu	il, elle	nous	vous	ils, elles
- e	- es	- e	- ons	- ez	- ent
<i>parle</i>	<i>parles</i>	<i>parle</i>	<i>parlons</i>	<i>parlez</i>	<i>parlent</i>

TABLE 2 -ir Verb Rules of Conjugation Using *Finir* (to Finish)

je	tu	il, elle	nous	vous	ils, elles
- is	- is	- it	- issons	- issez	- issent
<i>finis</i>	<i>finis</i>	<i>finit</i>	<i>finissons</i>	<i>finissez</i>	<i>finissent</i>

TABLE 3 -re Verb Rules of Conjugation Using *Vendre* (to Sell)

je	tu	il, elle	nous	vous	ils, elles
- s	- s	-	- ons	- ez	- ent
<i>vends</i>	<i>vends</i>	<i>vend</i>	<i>vendons</i>	<i>vendez</i>	<i>vendent</i>

Three exceptions to the *-re* verb rule include *rompre* (to break), *corrompre* (to corrupt), and *interrompre* (to interrupt) — they end in *-t* in the third person singular: *il rompt*, *il corrompt*, and *il interrompt*.

The present tense verb form expresses action: “I play,” “I do play” (do + verb), or “I am playing” (to be + verb). The verbs “to do” and “to be” are used only when they stand alone.

Regular Verbs with Spelling Changes

Verbs with certain spelling changes and irregularities are referred to as **shoe verbs** (spelling-change verbs) because changes and irregularities occur for pronouns located either within or

outside the imaginary shoe. The *nous* and *vous* forms of the verb are usually, but not always, those that resemble the infinitive.




Figure 1 -The shoe verbs.

The following groups of verbs are considered shoe verbs. Observe the special changes that each requires. Note that sometimes, changes occur outside the shoe in the *nous* or the *nous* and *vous* forms; at other times, the changes occur within the shoe.

- **For verbs ending in -cer, change c to ç before a or o to keep the soft c (s) sound:**
 - *avancer* (to advance): *j'avance, tu avances, il avance, nous avançons, vous avancez, ils avancent*
 - Other -cer verbs include *annoncer* (to announce), *commencer* (to begin), *menacer* (to threaten), *placer, remplacer* (to replace), and *renoncer à* (to renounce)
- **For verbs ending in -ger, insert a silent e between g and a and between g and o to keep the soft g (zh) sound:**
 - *manger* (to eat): *je mange, tu manges, il mange, nous mangeons, vous mangez, ils mangent*
 - Other -ger verbs include *arranger* (to arrange), *changer* (to change), *corriger* (to correct), *déranger* (to disturb), *diriger* (to direct), *nager* (to swim), *obliger, partager* (to share), and *ranger* (to tidy).
- **In -yer verbs, the y is kept in the nous and vous forms except for -ayer verbs, where the change is optional. An i is used instead of y within the shoe. Verbs ending in —ayer include payer and essayer [de] (to try [to]) .**
 - *employer* (to use, employ): *j'emploie, tu emploies, il emploie, nous employons, vous employez, ils emploient*
 - Other -yer verbs include *ennuyer* (to bother), *envoyer* (to send), and *nettoyer* (to clean).
- **For silent e + consonant + -er verbs, change the silent e to è for all forms in the shoe .** The addition of an accent grave (è) to the silent e gives it an eh sound and the verb ending remains silent. This avoids having two consecutive silent vowels, which would make the verb virtually impossible to pronounce.
 - *acheter* (to buy): *j'achète, tu achètes, il achète, nous achetons, vous achetez, ils achètent*

- Other verbs in this category include *achever* (to finish), *amener* (to bring, lead to), *emmener* (to take, lead away), *enlever* (to take off, remove), *peser* (to weigh); *promener* (to walk).
- **For *appeler* (to call) and *jeter* (to throw), double the consonant that comes before the - er ending instead of adding an accent grave:**
 - *j'appelle, tu appelles, il appelle, nous appelons, vous appelez, ils appellent*
 - *je jette, tu jettes, il jette, nous jetons, vous jetez, ils jettent*
- **For *é* + consonant + - er verbs, change *é* to *è* within the shoe only:**
 - *répéter* (to repeat): *je répète, tu répètes, il répète, nous répétons, vous répétez, ils répètent*
 - Other verbs in this form include *célébrer* (to celebrate), *espérer* (to hope), *posséder* (to possess), *préférer* (to prefer), and *protéger* (to protect).

Irregular Verbs

Many high-frequency French verbs are irregular, which means that they follow no specific rules of conjugation and must be memorized. The most common irregular verbs are as follows:

- ***aller* (to go):** *je vais, tu vas, il va, nous allons, vous allez, ils vont*
- ***avoir* (to have):** *j'ai, tu as, il a, nous avons, vous avez, ils ont*
- ***boire* (to drink):** *je bois, tu bois, il boit, nous buvons, vous buvez, ils boivent*
- ***conduire* (to drive):** *je conduis, tu conduis, il conduit, nous conduisons, vous conduisez, ils conduisent*
- ***connaître* (to know, be acquainted with):** *je connais, tu connais, il connaît, nous connaissons, vous connaissez, ils connaissent*
- ***croire* (to believe):** *je crois, tu crois, il croit, nous croyons, vous croyez, ils croient*
- ***devoir* (to have to, to owe):** *je dois, tu dois, il doit, nous devons, vous devez, ils doivent*
- ***dire* (to say, tell):** *je dis, tu dis, il dit, nous disons, vous dites, ils disent*
- ***dormir* (to sleep):** *je dors, tu dors, il dort, nous dormons, vous dormez, ils dorment.*
Verbs like *dormir* keep the consonant before the - ir ending in all plural forms: *mentir* to lie, *partir* to go away, *sentir* to feel, smell, *servir*, *sortir* to go out: *vous servez*
- ***écrire* (to write):** *j'écris, tu écris, il écrit, nous écrivons, vous écrivez, ils écrivent*
- ***être* (to be):** *je suis, tu es, il est, nous sommes, vous êtes, ils sont*
- ***faire* (to make, do):** *je fais, tu fais, il fait, nous faisons, vous faites, ils font*
- ***lire* (to read):** *je lis, tu lis, il lit, nous lisons, vous lisez, ils lisent*
- ***mettre*: (to put [on])** *je mets, tu mets, il met, nous mettons, vous mettez, ils mettent.*
Verbs like *mettre* include *commettre* (to commit), *permettre* (to permit), *promettre* (to promise), and *remettre* (to put back).
- ***offrir* (to offer):** *j'offre, tu offres, il offre, nous offrons, vous offrez, ils offrent*
- ***ouvrir* (to open):** *j'ouvre, tu ouvres, il ouvre, nous ouvrons, vous ouvrez, ils ouvrent*
- ***pouvoir* (to be able to):** *je peux, tu peux, il peut, nous pouvons, vous pouvez, ils peuvent*
- ***prendre* (to take):** *je prends, tu prends, il prend, nous prenons, vous prenez, ils prennent.* Verbs like *prendre* include *apprendre* (to learn) and *comprendre* (to understand).
- ***recevoir* (to receive):** *je reçois, tu reçois, il reçoit, nous recevons, vous recevez, ils reçoivent*
- ***savoir* (to know a fact):** *je sais, tu sais, il sait, nous savons, vous savez, ils savent*
- ***venir* (to come):** *je viens, tu viens, il vient, nous venons, vous venez, ils viennent.* Verbs like *venir* include *devenir* (to become) and *revenir* (to come back).
- ***voir* (to see):** *je vois, tu vois, il voit, nous voyons, vous voyez, ils voient*

- **vouloir (to wish, want):** *je veux, tu veux, il veut, nous voulons, vous voulez, ils veulent*

Idiomatic Expressions

An **idiom** is a particular word or expression whose meaning cannot be readily understood by either its grammar or the words used. Idiomatic expressions cannot be translated word for word without causing confusion. For example, when combined with an adverb that describes feeling or health, *aller* (to go) is used to describe a person's health: *Je vais bien.* (I feel fine. I'm fine.)

Although the verb “to be” is used in English to refer to certain physical conditions, in French you express the same thought by combining the verb *avoir* (to have) with a noun:

- *avoir ... ans* (to be ... years old)
- *avoir l'air* (to appear)
- *avoir besoin de* (to need)
- *avoir chaud* (to be hot)
- *avoir de la chance* (to be lucky)
- *avoir froid* (to be cold)
- *avoir envie de* (to feel like, to want)
- *avoir faim* (to be hungry)
- *avoir soif* (to be thirsty)
- *avoir lieu* (to take place)
- *avoir mal à* (to have an ache)
- *avoir peur [de]* (to be afraid of)
- *avoir raison* (to be right)
- *avoir tort* (to be wrong)
- *avoir sommeil* (to be sleepy)

Three important idioms using *être* (to be) are as follows:

- *être à* (to belong to)
- *être en train de* (to be in the act [middle] of)
- *être sur le point de* (to be on the verge of)

Some idioms with *faire* (to do or make) include the following:

- *faire attention (à)* (to pay attention to)
- *faire la connaissance de* (to meet or make the acquaintance of someone)
- *faire un voyage* (to take a trip).

Faire is also used idiomatically to describe the weather and sports, as follows:

- *Quel temps fait-il?* (What's the weather?)
- *Il fait beau.* (It's beautiful.)
- *Luc fait du ski.* (Luke goes skiing.)

Combining *venir de* (to [have] just) with an infinitive shows that the subject has just done something: *Je viens de manger.* (I just ate.) Keep in mind that when two verbs are used in succession, the first verb is conjugated and the second verb remains in the infinitive: *Je veux sortir.* (I want to go out.)

Finally, use the present tense idiomatically as follows:

- **Use it instead of the future to ask for instructions or to discuss an action that will happen in the near future:**
 - *Je sors?* (Shall I go out?)
 - *Il part tout à l'heure.* (He's leaving soon.)
- **To express an event that began in the past and is continuing in the present, use the following formula: present tense + *depuis* + expression of time**
 - *Je souffre depuis hier.* (I've been suffering since yesterday.)
- **The construction *il y a* + expression of time + *que* + present tense also expresses an action begun in the past and continuing in the present:**
 - *Il y a six ans qu'elle danse.* (She's been dancing for six years.)

Commands

“You” is the understood subject of a command and is, therefore, omitted. (*Tu* and *vous* are the two ways to say “you” in French.) Use *tu*, the familiar command, when speaking to one friend or family member. Use *vous*, the polite command, when speaking formally or when directing the command to more than one person. To form a command, simply drop the subject pronoun and use the proper verb form that would match the pronoun you are dropping:

- *Regarde le panneau!* (Look at the sign!)
- *Descendez du train!* (Get off the train!)

Note that the *tu* command of - *er* verbs drops the final *s* from the conjugated verb in both regular and irregular verbs except when followed by the adverbial pronouns *y* (there) and *en* (some, of, about, from, it or them).

- *Vas-y.* (Go there.)
- *Manges-en.* (Eat some of it.)

Three common irregular verb commands are shown in Table 1 . The *nous* form of the verb (without the subject) may be used to suggest “let's”: *Allons au cinéma.* (Let's go to the movies.)

TABLE 1 Irregular Verb Commands

	avoir	être	savoir
<i>tu</i>	<i>aie</i>	<i>sois</i>	<i>sache</i>
<i>nous</i>	<i>ayons</i>	<i>soyons</i>	<i>sachons</i>
<i>vous</i>	<i>ayez</i>	<i>soyez</i>	<i>sachez</i>

French Negation

Common Negative Words and Phrases

Negatives express not, never, neither... nor, no longer, no more, no one, nobody, only, and nothing.

Like English, double negatives are not used in French; however, in French, a negative is generally made up of two parts, which must be placed properly. Forming the negative may or may not include the word *non* (no).

In addition, certain negative expressions are used colloquially and idiomatically and are necessary parts of everyday conversation.

Of the most commonly used negatives, listed in Table 1, *ne ... pas* is the most frequently used. Consider the following examples:

TABLE 1 Common Negatives

Negative	English Translation
<i>ne ... jamais</i>	never
<i>ne ... ni ... ni</i>	neither ... nor
<i>ne ... pas</i>	not
<i>ne ... personne</i>	no one, nobody, anyone, anybody
<i>ne ... plus</i>	no more, no longer
<i>ne ... que</i>	only
<i>ne ... rien</i>	nothing

- *Je ne fume pas.* (I don't smoke.)
- *Elle ne conduit jamais.* (She never drives.)

Some words used in questions produce a logical negative response, as in the following examples. Table 2 contains more logical negative responses.

TABLE 2 Logical Negative Responses

Question Words	Negative Response
<i>quelqu'un</i> (someone, somebody)	<i>ne ... personne</i> (no one, nobody, anyone, anybody)
<i>quelquefois</i> (sometimes)	<i>ne ... jamais</i> (never)
<i>quelque chose</i> (something)	<i>ne ... rien</i> (nothing)
<i>toujours</i> (always)	<i>ne ... jamais</i> (never)
<i>toujours</i> (still)	<i>ne ... plus</i> (no more, no longer)

- *Tu cherches quelqu'un?* (Are you looking for someone?)
- *Je ne cherche personne.* (I'm not looking for anyone.)

Some high frequency negative expressions include the following:

- ***ça ne fait rien* (it doesn't matter)**
 - *Tu es en retard.* (You're late.) *Ça ne fait rien.* (It doesn't matter.)

- **de rien (you're welcome) and il n'y a pas de quoi (you're welcome)**
 - *Merci beaucoup.* (Thanks a lot.) *De rien.* [*Il n'y a pas de quoi.*] (You're welcome.)
- **jamais de la vie! (never! out of the question! not on your life!)**
 - *Tu veux piloter un avion?* (Do you want to pilot an airplane?) *Jamais de la vie!* (Not on your life!)
- **pas du tout (not at all)**
 - *Ça vous énerve?* (Does that bother you?) *Pas du tout.* (Not at all.)
- **pas encore (not yet)**
 - *Tu veux manger?* (Do you want to eat?) *Pas encore.* (Not yet.)
- **pas maintenant (not now)**
 - *On sort?* (Shall we go out?) *Pas maintenant.* (Not yet.)

Forming the Negative

In simple tenses (present, imperfect, future, conditional) and in the compound past tense (*le passé composé*), *ne* precedes the conjugated verb (the conjugated form of *avoir* or *être* in the *passé composé*), and any pronouns, including reflexive pronouns. The second part of the negative follows the conjugated verb (or follows the subject pronoun in an inverted question). Table 1 illustrates how this is done.

TABLE 1 Positioning the Negative

Tense	French Negation	English Translation
Present tense	<i>Je ne fume pas. Ne fumes-tu pas?</i>	I don't smoke. Don't you smoke?
Present tense with two verbs	<i>Je ne vais jamais fumer.</i>	I'm never going to smoke.
Command in the present tense	<i>Ne fume pas!</i>	Don't smoke!
Reflexives	<i>Il ne se rase jamais.</i>	He never shaves.
Imperfect	<i>Je ne fumais rien.</i>	I wasn't smoking anything.
Future	<i>Je ne fumerai plus.</i>	I will no longer smoke.
Conditional	<i>Je ne fumerais que des cigarettes.</i>	I would smoke only cigarettes.
<i>Passé composé</i>	<i>Je n'ai jamais fumé.</i>	I never smoked.
<i>Reflexive passé composé</i>	<i>Il ne s'est pas rasé.</i>	He didn't shave.

Consider the following rules regarding the formation of negatives:

- **Ne + the negative goes around the conjugated verb when it is followed by an infinitive .**
 - *Elle ne veut plus jouer.* (She doesn't want to play anymore.)
 - *Il ne peut pas sortir.* (He can't go out.)
- **Personne follows the past participle and the infinitive:**

- *Il n'a vu personne.* (He didn't see anyone.)
- *Je ne veux voir personne.* (I don't want to see anyone.)
- **Que precedes the word or words stressed .**
 - *Il ne mange que deux fois par jour.* (He eats only two times a day.)
 - *Elle n'a acheté qu'une robe.* (She bought only one dress.)
 - *Je ne vais le faire qu'une fois.* (I'm going to do it only once.)
- Each part of the *ne ... ni ... ni* construction precedes the word or words stressed.
 - *Nous ne mangeons ni viande ni poisson.* (We eat neither meat nor fish.)
 - *Le cours n'était ni bon ni mauvais.* (The course was neither good nor bad.)
 - *Il n'a ni étudié ni fait ses devoirs.* (He neither studied nor did his homework.)
- **Rien and personne may be used as subjects of a verb, but ne remains before the conjugated verb .**
 - *Rien n'est arrivé.* (Nothing happened.)
 - *Personne n'est arrivé.* (Nobody arrived.)
- **Ne is always used with a verb. The second part of the negative, however, may be used alone (without ne), but pas and plus must be modified .**
 - *Qu'est-ce que tu manges?* (What are you eating?) *Rien.* (Nothing.)
 - *Qui chante?* (Who's singing?) *Personne.* (No one.)
 - *Tu aimes le film?* (Do you like the film?) *Pas beaucoup.* Not much.
 - *Plus de gâteau pour toi.* (No more cake for you.)
- **Ne ... jamais used with a verb and jamais used alone without a verb mean never. Jamais with only a verb means ever.**
 - *Je n'ai jamais vu ce film.* (I never saw that film.) *Non, jamais!* (No, never!)
 - *Es-tu jamais allé au Canada?* (Have you ever been to Canada?)

Adjectives

Changing Masculine to Singular Feminine

An **adjective** modifies a noun or a pronoun. All French adjectives agree in number (singular or plural) and gender (masculine or feminine) with the nouns they describe. In fact, in French, all words in a sentence must agree with each other: If, for example, the noun or pronoun is singular, its verb and any adjectives describing it must also be singular. If the noun is feminine, the adjective describing it must also be feminine.

Unlike English, most French adjectives are placed after the nouns they modify. A few adjectives, however, precede the noun. In addition, when you use more than one adjective to describe a noun, you must follow placement rules.

Most adjectives add *e* to the masculine singular form to get the feminine singular. Be careful when you see masculine adjectives ending in *-e*, *-eux*, *-f*, and *-er*, because for those, you do not simply add *e*. (Note that adding this *e* to a previously silent consonant causes that consonant to be pronounced. No pronunciation changes, however, occur when adding *e* to a vowel.) See Table 1 for a list of common adjectives in their masculine or feminine form.

TABLE 1 Forming Feminine Adjectives

Masculine Singular Adjective	Feminine Singular Adjective
------------------------------	-----------------------------

<i>américain</i> (American)	<i>américaine</i>
<i>amusant</i> (fun)	<i>amusante</i>
<i>bleu</i> (blue)	<i>bleue</i>
<i>brun</i> (brunette)	<i>brune</i>
<i>blond</i> (blonde)	<i>blonde</i>
<i>charmant</i> (charming)	<i>charmante</i>
<i>content</i> (happy)	<i>contente</i>
<i>court</i> (short)	<i>courte</i>
<i>élégant</i> (elegant)	<i>élégante</i>
<i>fort</i> (strong)	<i>forte</i>
<i>français</i> (French)	<i>française</i>
<i>grand</i> (big)	<i>grande</i>
<i>haut</i> (tall, big)	<i>haute</i>
<i>intelligent</i> (intelligent)	<i>intelligente</i>
<i>intéressant</i> (interesting)	<i>intéressante</i>
<i>joli</i> (pretty)	<i>jolie</i>
<i>lourd</i> (heavy)	<i>lourde</i>
<i>ouvert</i> (open)	<i>ouverte</i>
<i>parfait</i> (perfect)	<i>parfaite</i>
<i>petit</i> (small)	<i>petite</i>
<i>poli</i> (polite)	<i>polie</i>
<i>prochain</i> (next)	<i>prochaine</i>
<i>vrai</i> (true)	<i>vraie</i>

Masculine adjectives that end in a silent *e*

Singular adjectives that end in a silent *e* do not change in the feminine. Masculine and feminine forms are spelled and pronounced in the same manner, as follows:

- *aimable* (kind, pleasant)
- *célèbre* (famous)
- *comique* (comical)
- *confortable* (comfortable)
- *drôle* (funny)
- *facile* (easy)
- *faible* (weak)
- *formidable* (great)

- *honnête* (honest)
- *magnifique* (magnificent)
- *maigre* (thin)
- *malade* (sick)
- *mince* (thin)
- *moderne* (modern)
- *pauvre* (poor)
- *propre* (clean)
- *sale* (dirty)
- *sincère* (sincere)
- *splendide* (splendid)
- *sympathique* (nice)
- *triste* (sad)
- *vide* (empty)

Masculine adjectives that end in *é*

Form the singular feminine of singular masculine adjectives ending in *é* by adding - *e*, as shown in Table 2 .

TABLE 2 Forming Feminine Adjectives of Words Ending in *é*

Masculine Singular Adjective	Feminine Singular Adjective
<i>âgé</i> (old, aged)	<i>âgée</i>
<i>dévoué</i> (devoted)	<i>dévouée</i>
<i>fatigué</i> (tired)	<i>fatiguée</i>
<i>occupé</i> (busy)	<i>occupée</i>
<i>situé</i> (situated)	<i>située</i>

Masculine adjectives that end in *eux*

Masculine singular adjectives ending in *eux* form the feminine by changing - *x* to - *se*, as shown in Table 3 .

TABLE 3 Forming Feminine Adjectives of Words Ending in *eux*

Masculine Singular Adjective	Feminine Singular Adjective
<i>affectueux</i> (affectionate)	<i>affectueuse</i>
<i>ambitieux</i> (ambitious)	<i>ambitieuse</i>
<i>chanceux</i> (lucky)	<i>chanceuse</i>
<i>conscientieux</i> (conscientious)	<i>consciencieuse</i>
<i>courageux</i> (courageous)	<i>courageuse</i>
<i>curieux</i> (curious)	<i>curieuse</i>

<i>dangereux</i> (dangerous)	<i>dangereuse</i>
<i>délicieux</i> (delicious)	<i>délicieuse</i>
<i>furieux</i> (furious)	<i>furieuse</i>
<i>généreux</i> (generous)	<i>généreuse</i>
<i>heureux</i> (happy)	<i>heureuse</i>
<i>malheureux</i> (unhappy)	<i>malheureuse</i>
<i> paresseux</i> (lazy)	<i> paresseuse</i>
<i>peureux</i> (fearful)	<i>peureuse</i>
<i>sérieux</i> (serious)	<i>sérieuse</i>

Masculine adjectives that end in *f*

Form the feminine singular of masculine singular adjectives ending in *f* by changing -*f* to -*ve*. See Table 4.

TABLE 4 Forming Feminine Adjectives of Words Ending in *f*

Masculine Singular Adjective	Feminine Singular Adjective
<i>actif</i> (active)	<i>active</i>
<i>attentif</i> (attentive)	<i>attentive</i>
<i>imaginatif</i> (imaginative)	<i>imaginative</i>
<i>impulsif</i> (impulsive)	<i>impulsive</i>
<i>intuitif</i> (intuitive)	<i>intuitive</i>
<i>naïf</i> (naive)	<i>naïve</i>
<i>neuf</i> (new)	<i>neuve</i>
<i>sportif</i> (sporty, athletic)	<i>sportive</i>
<i>vif</i> (active)	<i>vive</i>

Masculine adjectives that end in *er*

Masculine singular adjectives ending in -*er* form the feminine by changing -*er* to -*ère*, as shown in Table 5.

TABLE 5 Forming Feminine Adjectives of Words Ending in *er*

Masculine Singular Adjective	Feminine Singular Adjective
<i>cher</i> (dear, expensive)	<i>chère</i>
<i>dernier</i> (last)	<i>dernière</i>

<i>entier</i> (entire)	<i>entière</i>
<i>étranger</i> (foreign)	<i>étrangère</i>
<i>fier</i> (proud)	<i>fière</i>
<i>léger</i> (light)	<i>légère</i>
<i>premier</i> (first)	<i>première</i>

Masculine adjectives that end in consonants

Some masculine singular adjectives form the feminine by doubling the final consonant before the - *e* ending. See Table [6](#).

TABLE 6 Forming Feminine Adjectives of Some Words Ending in Consonants

Masculine Singular Adjective	Feminine Singular Adjective
<i>ancien</i> (ancient, old)	<i>ancienne</i>
<i>bas</i> (low)	<i>basse</i>
<i>bon</i> (good)	<i>bonne</i>
<i>cruel</i> (cruel)	<i>cruelle</i>
<i>européen</i> (European)	<i>européenne</i>
<i>gentil</i> (nice, kind)	<i>gentille</i>
<i>gros</i> (fat, big)	<i>grosse</i>

Masculine irregular adjectives

The irregular adjectives shown in Table [7](#) have no rules and must be memorized.

TABLE 7 Irregular Adjectives

Masculine Singular Adjective	Feminine Singular Adjective
<i>beau</i> (beautiful)	<i>belle</i>
<i>blanc</i> (white)	<i>blanche</i>
<i>complet</i> (complete)	<i>complète</i>
<i>doux</i> (sweet, gentle)	<i>douce</i>
<i>faux</i> (false)	<i>fausse</i>
<i>favori</i> (favorite)	<i>favorite</i>
<i>frais</i> (fresh)	<i>fraîche</i>
<i>franc</i> (frank)	<i>franche</i>

<i>inquiet</i> (worried)	<i>inquiète</i>
<i>long</i> (long)	<i>longue</i>
<i>nouveau</i> (new)	<i>nouvelle</i>
<i>public</i> (public)	<i>publique</i>
<i>sec</i> (dry)	<i>sèche</i>
<i>secret</i> (secret)	<i>secrète</i>
<i>vieux</i> (old)	<i>vieille</i>

The French use special forms of *beau* (*bel*), *nouveau* (*nouvel*), and *vieux* (*vieil*) before masculine nouns beginning with a vowel or vowel sound. If, however, the adjective comes after the noun, the regular masculine form is used:

- *un **bel** arbre* (a beautiful tree); *L'arbre est **beau*** . (The tree is beautiful.)
- *un **nouvel** appartement* (a new apartment); *L'appartement est **nouveau*** . (The apartment is new.)
- *un **vieil** avion* (an old airplane); *L'avion est **vieux*** . (The airplane is old.)

Forming Plural from Singular Adjectives

The plural of most adjectives is formed by adding *s* to the singular of the masculine or feminine adjective, as shown in Table 1 (feminine form in parentheses).

TABLE 1 Forming Plural Adjectives

Singular Adjective	Plural Adjective
<i>sincère</i> (sincere)	<i>sincères</i>
<i>âgé(e)</i> (old)	<i>âgé(e)s</i>
<i>fort(e)</i> (strong)	<i>fort(e)s</i>
<i>cher(chère)</i> (dear, expensive)	<i>cher(chère)s</i>
<i>bon(ne)</i> (good)	<i>bon(ne)s</i>
<i>long(ue)</i> (long)	<i>long(ue)s</i>

An adjective modifying two or more nouns of different genders uses the masculine plural: *L'homme et sa femme sont généreux*. (The man and his wife are generous.)

Masculine singular adjectives that end in *s* or *x*

If a masculine singular adjective ends in *s* or *x*, the singular and plural are identical, as shown in Table 2 .

TABLE 2 Forming Plural Adjectives of Words Ending in *s* or *x*

Singular Adjective	Plural Adjective
<i>frais</i> (fresh)	<i>frais</i>
<i>bas</i> (low)	<i>bas</i>
<i>heureux</i> (happy)	<i>heureux</i>

TABLE 3 Forming Plural Adjectives of Words Ending in *al*

Singular Adjective	Plural Adjective
<i>spécial</i> (special)	<i>spéciaux</i>
<i>social</i> (social)	<i>sociaux</i>
<i>national</i> (national)	<i>nationaux</i>

Masculine singular adjectives that end in *al*

For most masculine adjectives ending in - *al*, change - *al* to - *aux* in the plural:

Masculine irregular singular adjectives

Both masculine singular forms of *beau* (*bel*), *nouveau* (*nouvel*), and *vieux* (*vieil*) have one and the same plural form. (Note that *des* becomes *de* before the adjective). See the “Masculine irregular adjectives” article for a better understanding of using *bel*, *nouvel*, and *vieil*.

The adjective *tout* (all) is irregular in the masculine plural:

- **Singular:** tout
- **Plural:** tous

Adjective Placement within Sentences

Most adjectives in French follow the noun they modify, for example, *la maison blanche* (the white house).

A few short, descriptive adjectives, usually expressing beauty, age, goodness, and size (you can remember this with the acronym “BAGS”), generally precede the nouns they modify:

- **Beauty:** *beau* (beautiful, handsome), *joli* (pretty)
- **Age:** *nouveau* (new), *vieux* (old), *jeune* (young)
- **Goodness (or lack of it):** *bon* (good), *gentil* (nice), *mauvais* (bad)
- **Size:** *grand* (large, big), *petit* (small, little), *court* (short), *long* (long), *gros* (fat)

Other common adjectives that precede the noun but do not fall into the BAGS categories include the following:

- *autre* (other)
- *chaque* (each, every)

- *dernier* (last)
- *plusieurs* (several)
- *quelques* (a few)
- *tel* (such)
- *tout* (all, whole, every)

Consider the following examples:

- *un gros livre* (a thick book)
- *une jolie robe* (a pretty dress)
- *une autre histoire* (another story)
- *plusieurs idées* (several ideas)
- *une telle aventure* (such an adventure)

In addition, *tout* precedes both the noun and the definite article (*le, la, l', les*)

- *tous les homes* (all the men)
- *toutes les femmes* (all the women)

To use more than one adjective in a description, place each adjective according to whether it precedes or follows the noun. Two adjectives in the same position are joined by *et* (and).

- *une femme forte et athlétique* (a strong, athletic woman)
- *un grand et mauvais loup* (a big, bad wolf)
- *une petite voiture rouge* (a small, red car)

Note that you may use past participles as adjectives, and they must agree with the nouns they modify:

- *C'était un plaisir inattendu.* (It was an unexpected pleasure.)
- *Cette table est réservée.* (This table is reserved.)

TABLE 1 Forming Irregular Plural Adjectives

Singular Adjective	Plural Adjective
<i>un beau garçon</i> (a handsome boy)	<i>de beaux garçons</i>
<i>un bel arbre</i> (a beautiful tree)	<i>de beaux arbres</i>
<i>un nouveau livre</i> (a new book)	<i>de nouveaux livres</i>
<i>un nouvel hôtel</i> (a new hotel)	<i>de nouveaux hôtels</i>
<i>un vieux chapeau</i> (an old hat)	<i>de vieux chapeaux</i>
<i>un vieil artiste</i> (an old artist)	<i>de vieux artistes</i>

Adverbs

Forming Adverbs

An **adverb** is a word that modifies a verb, an adjective, or another adverb. It often expresses how the subject performs an action. In French, many adverbs are formed by adding an ending to the masculine or feminine form of the related adjective. Other adverbs are totally distinct in nature and must be memorized.

Adverbs in French tend to have the same position in a sentence as they do in English.

Many English adverbs are generally recognized by their “-ly” ending. The equivalent French ending is *-ment*. Unlike the required agreement of French adjectives, adverbs in French do not agree with anything because they modify verbs, adjectives, or adverbs and not nouns or pronouns.

To form an adverb, following two rules:

- **Add -ment to the masculine singular form of an adjective that ends with a vowel, as shown in the following table .**

<i>Adjective</i>	<i>Adverb</i>
<i>facile</i> (easy)	<i>facilement</i> (easily)
<i>rapide</i> (rapid)	<i>rapidement</i> (rapidly)
<i>poli</i> (polite)	<i>poliment</i> (politely)
<i>sincère</i> (sincere)	<i>sincèrement</i> (sincerely)

- **If the masculine singular form ends in a consonant, add -ment to the feminine singular form of the adjective, as shown in the following table .** Two exceptions include *gentil* (nice), which is *gentille* in its feminine adjective form and *gentiment* (nicely) as an adverb, and *bref* (brief), which is *brève* in its feminine adjective form and *brièvement* (briefly) as an adverb.

<i>Masculine Adjective</i>	<i>Feminine Adjective</i>	<i>Adverb</i>
<i>attentif</i> (attentive)	<i>attentive</i>	<i>attentivement</i> (attentively)
<i>cruel</i> (cruel)	<i>cruelle</i>	<i>cruellement</i> (cruelly)
<i>doux</i> (gentle)	<i>douce</i>	<i>doucement</i> (gently)
<i>entier</i> (entire)	<i>entière</i>	<i>entièrement</i> (entirely)
<i>faux</i> (false)	<i>fausse</i>	<i>faussement</i> (falsely)
<i>franc</i> (frank)	<i>franche</i>	<i>franchement</i> (frankly)
<i>sérieux</i> (serious)	<i>sérieuse</i>	<i>sérieusement</i> (seriously)
<i>seul</i> (only)	<i>seule</i>	<i>seulement</i> (only)

Exceptions to the rules for forming adverbs include the following:

- For a few adjectives with a silent *e* ending, add *é* before *-ment*, as shown in the following table .

Adjective	Adverb
<i>aveugle</i> (blind)	<i>aveuglément</i> (blindly)
<i>énorme</i> (enormous)	<i>énormément</i> (enormously)
<i>intense</i> (intense)	<i>intensément</i> (intensely)
<i>précis</i> (precise)	<i>précisément</i> (precisely)
<i>profond</i> (profound)	<i>profondément</i> (profoundly)

- Adjectives with *-ant* and *-ent* endings have adverbs ending in *-amment* and *-emment* , respectively. An exception is *lent* (slow), which becomes *lentement* (slowly) in its adverbial form. See the following table for examples.

Adjective	Adverb
<i>constant</i> (constant)	<i>constamment</i> (constantly)
<i>courant</i> (common)	<i>couramment</i> (fluently)
<i>différent</i> (different)	<i>différemment</i> (differently)
<i>évident</i> (evident)	<i>évidemment</i> (evidently)
<i>récent</i> (recent)	<i>récemment</i> (recently)

- Some adverbs have forms that are distinct from adjectives and must be memorized.

Adjective	Adverb
<i>bon</i> (good)	<i>bien</i> (well)
<i>mauvais</i> (bad)	<i>mal</i> (badly)
<i>meilleur</i> (better)	<i>mieux</i> (better)
<i>petit</i> (little, small)	<i>peu</i> (little)

- Some adverbs are not formed from adjectives, as follows:
 - *alors* (then)
 - *après* (afterward)
 - *assez* (enough)
 - *aujourd'hui* (today)
 - *aussi* (also, too)
 - *beaucoup* (much)
 - *bientôt* (soon)
 - *comme* (as)
 - *dedans* (inside)
 - *dehors* (outside)

- *déjà* (already)
- *demain* (tomorrow)
- *encore* (still, yet, again)
- *enfin* (finally, at last)
- *ensemble* (together)
- *ensuite* (then, afterward)
- *environ* (about)
- *hier* (yesterday)
- *ici* (here)
- *là* (there)
- *loin* (far)
- *longtemps* (a long time)
- *maintenant* (now)
- *même* (even)
- *parfois* (sometimes)
- *partout* (everywhere)
- *peut-être* (perhaps, maybe)
- *plus* (more)
- *près de* (near)
- *presque* (almost)
- *puis* (then)
- *quelquefois* (sometimes)
- *si* (so)
- *souvent* (often)
- *surtout* (especially)
- *tard* (late)
- *tôt* (soon, early)
- *toujours* (always, still)
- *tout* (quite, entirely)
- *très* (very)
- *trop* (too much)
- *vite* (quickly)

Adverbial Expressions

Some adverbial expressions are formed by combining prepositions with nouns (or noun phrases), adjectives (adjective + a noun), adverbs, or a series of words. Note how this is done in the following examples:

- **Preposition + noun (noun phrase):** *D'habitude il arrive en retard.* (Generally, he arrives late.)
 - *à droite* (to the right)
 - *à gauche* (to the left)
 - *à l'heure* (on time)
 - *à présent* (now)
 - *de temps en temps* (from time to time)
 - *d'habitude* (generally)
 - *en retard* (late [in arriving])
 - *sans doute* (without a doubt)

- **Preposition + adjective:** *En général elle est très heureuse.* (Generally, she is very happy.)
 - *d'ordinaire* (ordinarily)
 - *de nouveau* (again)
 - *en général* (generally)
- **Preposition + adjective + noun:** *Il fait le travail de bon cœur.* (He does the work willingly.)
 - *à tout prix* (at any price)
 - *de bon cœur* (willingly)
 - *de bonne heure* (early)
 - *en même temps* (at the same time)
- **Preposition + adverb:** *Il a fait au moins deux erreurs.* (He made at least two mistakes.)
 - *à jamais* (forever)
 - *au moins* (at least)
 - *du moins* (in any case)
- **Preposition + several words:** *Peu à peu ils font du progrès.* (Little by little, they make progress.)
 - *encore une fois* (again)
 - *peu à peu* (little by little)
 - *peut-être* (perhaps, maybe)
 - *tant pis* (too bad)
 - *tout à l'heure* (soon)

Certain adverbs used to express quantity are followed by *de* or *d'* (before a vowel). Remember that no article is used before a noun: *Elle a beaucoup d'enfants.* (She has a lot of children.)

- *assez de* (enough of)
- *autant de* (as much, many)
- *beaucoup de* (much, many)
- *combien de* (how much, many)
- *moins de* (less, fewer)
- *peu de* (little, few)
- *plus de* (more)
- *tant de* (so much, many)
- *trop de* (too much, many)

Placing Adverbs within Sentences

In simple tenses and moods (present, imperfect, future, conditional, subjunctive), adverbs are generally placed directly after the verbs they modify.

- *Il parle français couramment.* (He speaks French fluently.)
- *Je partirai immédiatement.* (I'll leave immediately.)
- *Vous avez travaillé rapidement.* (You worked quickly.)

Some longer adverbs are placed at the beginning of the sentence: *D'habitude il court très vite.* (Generally, he runs very quickly.) A general rule is to place these longer adverbs in the same position in a French sentence as you would place them in an English sentence.

In the *passé composé*, adverbs generally follow the past participle. Some of the more common adverbs — *bien, mal, souvent, toujours, déjà*, and *encore*, and adverbs of quantity — usually precede the past participle, as in the following examples:

- *Il est sorti rapidement.* (He went out quickly.)
- *J'ai déjà vu ce film.* (I already saw that movie.)
- *Elle a acheté beaucoup de livres.* (She bought a lot of books.)

Comparisons

Expressing Comparisons of Inequality

Comparisons are common in everyday conversations. When making comparisons of inequality, you judge that one thing is more or less superior than another; when making comparisons of equality, you express that both things are equal. Comparisons are made using adjectives, adverbs, and nouns.

Comparative and **superlative** (expressing the extreme degree) expressions allow for **colloquial** (informal) usage of the language. Many of them may be used to express “more” or “less.”

Comparisons of inequality use adjectives, adverbs, and nouns to show that two things are not equal. In English, comparisons take three forms:

- **The positive states the fact:**
 - Adjective: She is **honest**.
 - Adverb: He speaks **fluently**.
 - Noun: They do **work**.
- **The comparative states “more” or “less.”** In English, a comparative may end in -er:
 - Adjective: I am **taller** than Mary.
 - Adverb: He runs **slower** than Tom.
 - Noun: I eat more/less quickly than Bob.
- **The superlative states the most or the least — the extreme degree.** In English a superlative may end in -est:
 - Adjective: John is the **most/least honest**.
 - Adverb: Beth runs the **most/least quickly**.
 - Noun: You do the **most/least work** of all.

Positive

The positive states a fact using an adjective, an adverb, or a noun.

- **Adjective:** *Ma mère est jeune.* (My mother is young.)
- **Adverb:** *Il parle poliment.* (He speaks politely.)
- **Noun:** *Je mange des légumes.* (I eat vegetables.)

Comparative

In the comparative, the second element is introduced by *que*:

- *plus* + adjective (or adverb or noun) + *que* = more ... than
- *moins* + adjective (or adverb or noun) + *que* = less ... than

The second element of the comparative may be a noun, a stress pronoun, or a **clause** (a group of words). Keep in mind that adjectives must agree in gender and number with the nouns they modify.

- Noun:
 - *Ma mère est plus/moins âgée que mon père.* (My mother is older/younger than my father.)
 - *Je mange plus rapidement que mon ami.* (I eat more quickly than my friend.)
 - *Je mange plus de légumes que de fruits.* (I eat more vegetables than fruits.)
- Stress pronoun:
 - *Ils sont plus intelligents que lui.* (They are smarter than he.)
 - *Elle travaille plus sérieusement qu'eux.* (She works more seriously than they.)
 - *J'ai plus de travail que toi.* (I have more work than you.)
- Clause:
 - *Ce cours est plus facile qu'il croyait.* (This course is easier than he believed.)
 - *Tu parles plus couramment que je pensais.* (You speak more fluently than I thought.)
 - *Il a plus d'argent qu'il pensait.* (He has more money than he thought.)

In addition, when using an adjective to make the comparisons, the second element of the comparison may be an adjective: *Elles sont plus énervées que fâchées.* (They are more annoyed than angry.)

Finally, when using either an adjective or an adverb to make the comparison, the second element of the comparison may be an adverb.

- *Elles sont plus fâchées qu'avant.* (They are angrier than before.)
- *Elle écrit plus vite que correctement.* (She writes more quickly than correctly.)

Superlative

In the superlative, “in” or “of” is expressed by *de* + definite article:

- *le (la, les) plus* + adjective (or adverb or noun) + *de* = the most ... in (of)
- *le (la, les) moins* + adjective (or adverb or noun) + *de* = the least ... in (of)

Using adjectives

Definite articles and adjectives agree in number and gender with the nouns they modify. If an adjective generally precedes the noun, it retains that position in the superlative:

- *Ma mère est la plus jolie de ses sœurs.* (My mother is the prettiest of her sisters.)
- *Ma mère est la plus jolie sœur.* (My mother is the prettiest sister.)

The adjective may follow the noun, in which case the article is repeated: *Mon père est le frère le plus sage.* (My father is the wisest brother.)

Table 1 shows adjectives with irregular comparatives and superlatives:

TABLE 1 Irregular Comparatives and Superlatives-Adjectives

Positive	Comparative	Superlative
<i>bon(ne)(s)</i> (good)	<i>meilleur(e)(s)</i> (better)	<i>le/la/les meilleur(e)(s)</i> ([the] best)
<i>mauvais(e)(s)</i> (bad)	<i>plus mauvais(e)(s)</i> (worse)	<i>le/la/les plus mauvais(e)(s)</i> ([the] worst)
	<i>pire(s)</i> (worse)	<i>le/la/les pire(s)</i> ([the] worst)

Irregular comparisons and superlatives are used as follows:

- *Tu es ma meilleure amie.* (You are my best friend.)
- *Mon problème est encore pire.* (My problem is even worse.)

Expressions using *bon* require special attention:

- *La table verte est bon marché.* (The green table is cheap.)
- *La table blanche est meilleur marché.* (The white table is cheaper.)

Using adverbs

Adverbs modify verbs so they require no agreement: *le* is always the article: *Il apprend le plus vite de tout le monde.* (He learns the most quickly of everyone.)

Adverbs with irregular comparatives and superlatives are shown in Table 2 :

TABLE 2 Irregular Comparatives and Superlatives-Adverbs

Positive	Comparative	Superlative
<i>bien</i> (well)	<i>mieux</i> (better)	<i>le mieux</i> ([the] best)
<i>mal</i> (badly)	<i>plus mal</i> (worse)	<i>le plus mal</i> ([the] worst)
<i>mal</i> (badly)	<i>pis</i> (worse)	<i>le pis</i> ([the] worst)
<i>beaucoup</i> (much)	<i>plus</i> (more)	<i>le plus</i> ([the] most)
<i>peu</i> (little)	<i>moins</i> (less)	<i>le moins</i> ([the] least)

The expressions *plus mal* and *le plus mal* are generally preferred to *pis* and *le pis*.

- *Tu parles français mieux que moi.* (You speak French better than I.)
- *Elle se sent plus mal.* (She feels worse.)
- *Je fais le plus de tous les élèves.* (I do the most of all the students.)

Using nouns

Plus and *moins* are adverbs and are, therefore, always preceded by *le*, despite the number and gender of the noun being compared: *Elle chante le plus de toutes les filles.* (She sings the most of all the girls.)

Comparisons of Equality

Comparisons of equality show that two things are the same. The following formula works for adjectives and adverbs: *aussi* + adjective or adverb + *que* (as ... as)

- *Elle est aussi jolie que sa sœur.* (She is as pretty as her sister.)
- *Il travaille aussi dur que toi.* (He works as hard as you.)

Si usually replaces *aussi* in the negative: *Elles ne sont pas si malheureuse que ça.* (They aren't all that unhappy.)

Use these formulas when the second element is a noun:

- *autant de* + noun + *que* + noun/pronoun (as much/many ... as)
- *Il a autant d'argent que moi.* (He has as much money as I.)
- *autant que* + noun/pronoun (as much/many ... as)
- *Elle mange autant que son amie.* (She eats as much as her friend.)

Comparative and Superlative Expressions

Use comparative and superlative expressions to speak more idiomatically:

- ***faire de son mieux* (to do one's best)**
 - *Je fais de mon mieux.* (I do my best.)
- ***le plus/moins possible* (as much/little as possible)**
 - *Tu fais le plus/moins possible.* (You do the most/least possible.)
- ***le plus/le moins ... possible* (as ... as possible)**
 - *Je marche le plus/le moins vite possible.* (I walk as quickly/slowly as possible.)
- ***de plus en plus* (more and more)**
 - *Il devient de plus en plus nerveux.* (He becomes more and more nervous.)
- ***de moins en moins* (less and less)**
 - *Nous nous inquiétons de moins en moins.* (We worry less and less.)
- ***de mieux en mieux* (better and better)**
 - *Il lit de mieux en mieux.* (He reads better and better.)
- ***tant mieux/tant pis* (so much the better/worse)**
 - *Tu pars lundi.* (You're leaving Monday.) *Tant mieux.* (So much the better.)
 - *Il a raté son avion.* (He missed his plane.) *Tant pis.* (Too bad.)

Prepositions

Using Prepositions

Prepositions are used to relate elements in a sentence: noun to noun, verb to verb, or verb to noun/pronoun. Prepositions may contract with articles.

Prepositions may be used as modifiers and may be used before and after nouns and verbs. Certain verbs are always followed by a preposition. In addition, prepositions are used before the names of geographical locations to refer to travel and location.

Prepositions are used to relate two elements of a sentence:

- Noun to noun: *Il est le fils de M. Legrand.* (He's Mr. Legrand's son.)
- Verb to verb: *Il commence à pleuvoir.* (It's beginning to rain.)
- Verb to noun: *Elle travaille avec son ami.* (She works with her friend.)
- Verb to pronoun: *Elles habitent près de moi.* (They live near me.)

Some prepositions consist of only one word, as follows:

- à (to)
- après (after)
- avant (before)
- avec (with)
- chez (at the house of)
- contre (against)
- dans, en (in)
- de (about, from, of)
- depuis (since)
- derrière (behind)
- devant (in front of)
- entre (between)
- malgré (despite)
- par (by, through)
- parmi (among)
- pendant (during)
- pour (for)
- sans (without)
- sauf (except)
- selon (according to)
- sous (under)
- sur (on)
- vers (toward)

Expressing “In”

Three words may be used in French to express “in”: *dans*, *à*, and *en*.

- *Dans* means “inside” or “within an enclosed or specific place” and is often used with an indefinite article (*un, une, des*):
 - *Mon portefeuille est dans mon sac.* (My wallet is inside my purse.)
 - *Il habite dans une maison.* (He lives in a house.)
- *À* + definite article refers to a general location with no specific boundaries and is usually used with a definite article (*le, la, l', les*):
 - *Allons au grand magasin.* (Let's go to the department store.)
- *En* is used in the following idiomatic expressions: *en ville* (downtown/in the city), *en prison* (in jail).

- *Notre famille dîne en ville.* (Our family is eating in the city.)

The following list shows other prepositions that are formed by using more than one word:

- *à cause de* (because of)
- *à côté de* (next to)
- *à droite* (to the right)
- *à gauche* (to the left)
- *à partir de* (beginning with)
- *à peu près* (nearly)
- *à propos de* (about, concerning)
- *à travers* (across, through)
- *afin de* (in order to)
- *au (en) bas de* (at the bottom of)
- *au bout de* (at the end of)
- *au dessous de* (below, beneath)
- *au lieu de* (instead of)
- *au milieu de* (in the middle of)
- *au sujet de* (about, concerning)
- *au-dessus de* (above, over)
- *autour de* (around)
- *en face de* (opposite)
- *loin de* (far from)
- *près de* (near)

Contractions of Two Prepositions

Two prepositions, *à* and *de*, contract with the definite articles *le* and *les* to form new words, as shown in Table 1 :

TABLE 1 Contractions

Prepositon	le	la	l'	les
<i>à</i>	<i>au</i>	<i>à la</i>	<i>à l'</i>	<i>aux</i>
<i>de</i>	<i>du</i>	<i>de la</i>	<i>de l'</i>	<i>des</i>

Contractions are used as follows:

- *Il va au cinéma.* (He goes to the movies.)
- *Il mange des bonbons.* (He eats candy.)

Prepositions with Geographical Locations

Consult Table 1 for prepositions that indicate to, from, or in a city, province, country, or continent. Note that most geographical names that end with an *e* are feminine. The exceptions include *le Mexique* (Mexico), *le Cambodge* (Cambodia), and *le Zaïre* (Zaire).

TABLE 1 Prepositions Showing Location

Geographical Location	In	To	From
Cities	à	à	de (d')
Feminine countries, continents, provinces, islands and masculine countries that begin with a vowel	en	en	de (d')
All other masculine countries	au	au	du
All plurals	aux	aux	des

Prepositional Modifiers

Prepositional modifiers, which describe things, adhere to the following rules:

- **A preposition + a noun modifying another noun is equivalent to an adjective:**
 - *une brosse à cheveux* (a hair brush)
 - *une voiture de sport* (a sports car)
 - *une bague en or* (a gold ring)
- **The preposition à + noun is used to express the use, function, or characteristic of an object or person:**
 - *du vernis à ongles* (nail polish)
 - *une boîte aux lettres* (a mailbox)
 - *la fille aux yeux bleus* (the girl with blue eyes)
- **The preposition à + verb may be used to describe the purpose of a noun:**
 - *une machine à écrire* (a typewriter)
- **The preposition de + noun (and less frequently, en + noun) expresses the source or the content of an object:**
 - *une robe de soie* (a silk dress)
 - *des mouchoirs en papier* (tissues)
- **The de + noun combination also expresses possession:**
 - *C'est l'ami d'Anne.* (It's Anne's friend.)
- **A preposition + a noun modifying a verb is equivalent to an adverb:**
 - *Ils travaillent avec soin.* (They work carefully.)

Verbs Requiring Indirect Objects

Verbs requiring indirect objects must use a preposition before the object. Although often omitted in English, the preposition is obligatory in French and accompanies the verbs that follow:

- *appartenir à* (belong to)
- *apprendre à* (teach)
- *donner à* (give)
- *enseigner à* (teach)
- *obéir à* (obey)
- *pardonner à* (forgive)
- *penser à* (think about)
- *répondre à* (answer)

- *ressembler à* (resemble)

Consider the following examples:

- *Les élèves obéissent au professeur.* (The students obey the teacher)
- *Les élèves lui obéissent.* (The students obey him.)

Prepositions Before Infinitives

In French, when a verb follows a preposition, the verb is normally in its infinitive form. The following sections show verbs requiring *à*, *de*, other prepositions, and *à + quelqu'un + de*, respectively. The final two sections discuss nouns and adjectives that are followed by *de* before an infinitive and verbs that require no preposition before the infinitive.

Verbs requiring *à*

The following verbs are followed by the preposition *à*:

- *aider* (help)
- *s'amuser* (have fun)
- *apprendre* (learn to)
- *commencer* (begin)
- *consister* (consist)
- *continuer* (continue)
- *se décider* (decide)
- *encourager* (encourage)
- *enseigner* (teach to)
- *s'habituer* (get used to)
- *se mettre* (begin)
- *persister* (persist)
- *renoncer* (renounce)
- *réussir* (succeed)
- *servir* (serve)
- *songer* (think about)

These verbs are used as follows:

- *Il commence à comprendre.* (He is beginning to understand.)
- *Je réussis à le faire.* (I succeed in doing it.)

Verbs requiring *de*

The following verbs are followed by the preposition *de*:

- *s'arrêter* (stop)
- *décider* (decide)
- *se dépêcher* (hurry)
- *empêcher* (prevent)

- *essayer* (try to)
- *mériter* (deserve)
- *s'occuper* (take care of)
- *oublier* (forget to)
- *parler* (speak about)
- *persuader* (persuade)
- *promettre* (promise)
- *refuser* (refuse)
- *regretter* (regret)
- *rêver* (dream)
- *se souvenir* (remember)
- *venir* (have just)

The preceding verbs are used as follows:

- *Je m'occuperai de cela.* (I'll take care of that.)
- *Ils viennent d'arriver.* (They [have] just arrived.)

Verbs requiring other prepositions

The following prepositions are commonly used before the infinitive of a verb:

- *afin de* (in order to)
- *au lieu de* (instead of)
- *avant de* (before)
- *pour* (for, in order to)
- *sans* (without)

Note how these prepositions are used in sentences:

- *Il fait de son mieux afin de réussir.* (He does his best in order to succeed.)
- *Il dort au lieu de travailler.* (He sleeps instead of working.)

Verbs requiring à quelqu'un de

The following verbs require à *quelqu'un de* before an infinitive:

- *commander* (order)
- *conseiller* (advise)
- *défendre* (forbid)
- *demander* (ask)
- *dire* (tell)
- *interdire* (forbid)
- *ordonner* (order)
- *permettre* (permit)
- *promettre* (promise)

Note how the preceding verbs are used:

- *M. Aube défend à son enfant de sortir.* (Mr. Aube forbids his child to leave.)
- *Je lui ai demandé de me téléphoner.* (I asked him to call me.)

Nouns and adjectives followed by *de* before an infinitive

Many nouns and adjectives are followed by *de* before an infinitive:

- *C'est une bonne idée de vous préparer.* (It's a good idea to prepare yourself.)
- *Je suis heureuse de le faire.* (I'm happy to do it.)

Verbs requiring no preposition

The following verbs do not require a preposition before an infinitive that follows:

- *aimer* (like)
- *aimer mieux* (prefer)
- *aller* (go)
- *compter* (intend)
- *désirer* (desire, want)
- *détester* (hate)
- *devoir* (have to)
- *espérer* (hope)
- *falloir* (be necessary)
- *pouvoir* (be able)
- *préférer* (prefer)
- *savoir* (know how)
- *venir* (come)
- *vouloir* (want)

The preceding verbs are used as follows. Note that an adverb may separate the conjugated verb from the infinitive that follows it.

- *Il sait bien cuisiner.* (He know hows to cook well.)
- *Je compte revenir.* (I intend to return.)

The *Passé Composé*

Introduction to the *Passé Composé*

The **compound past tense** (past indefinite), more commonly known as the *passé composé*, refers to an action or event completed in the past. In English, it may be expressed by using the **past participle** (the -ed form of the verb) or by using the helping verbs “have” or “did” with the past participle: He has finished studying.

The word “compound” in this tense is important because it tells you that this tense is made up of more than one part: Two elements are needed to form the *passé composé*: a **helping verb** (often called an **auxiliary verb**) and a past participle.

Although the overwhelming majority of French verbs use *avoir* (to have) as their helping verb, a few verbs use *être* (to be), and even fewer may use either of these two helping verbs, depending on the meaning the speaker wishes to impart.

The *Passé Composé* with *Avoir*

Using *avoir* as the helping verb is a logical choice in a tense that expresses an action that has occurred. Although English usage often omits the use of “have” when it is implied (You may say, “I lost my keys” and not, “I have lost my keys”), in French, you must always use the helping verb: *J'ai perdu mes clefs*.

To form the *passé composé* of verbs using *avoir*, conjugate *avoir* in the present tense (*j'ai, tu as, il a, nous avons, vous avez, ils ont*) and add the past participle of the verb expressing the action. Put the words together this way: subject + helping verb (usually *avoir*) + past participle.

The *passé composé*, a compound past tense, is formed by combining two elements: when (the action has taken place and, therefore, requires the helping verb *avoir*) and what (the action that has happened and, therefore, requires the past participle of the regular or irregular verb showing the particular action). See Figure 1.

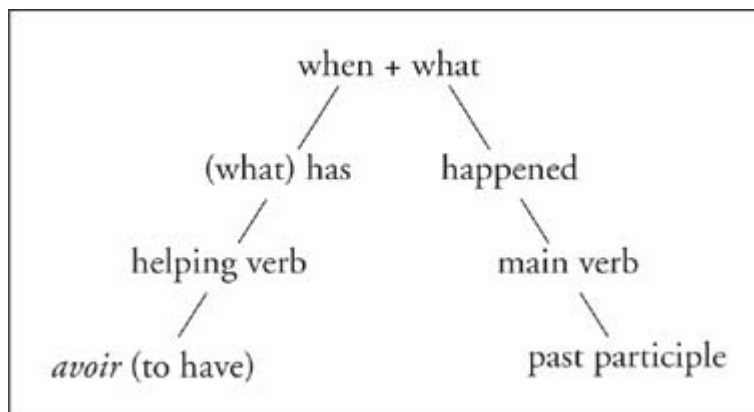


Figure 1 Forming the *passé composé*.

Here are some examples of the *passé composé*.

- *Elle a expliqué son problème.* (She explained her problem.)
- *Ils ont réussi.* (They succeeded.)
- *J'ai entendu les nouvelles.* (I heard the news.)

Forming the negative in the *passé composé* with *avoir*

In a negative sentence in the *passé composé*, *ne* precedes the helping verb, and the negative word (*pas, rien, jamais*, and so on) follows it:

- *Je n'ai rien préparé.* (I didn't prepare anything.)
- *Nous n'avons pas fini le travail.* (We didn't finish the work.)
- *Il n'a jamais répondu à la lettre.* (He never answered the letter.)

Questions in the *passé composé* with *avoir*

To form a question in the *passé composé* using inversion, invert the conjugated helping verb with the subject pronoun and add a hyphen. Then place the negative around the hyphenated helping verb and subject pronoun:

- *As-tu mangé?* (Did you eat?)
- *N'as-tu rien mangé?* (Didn't you eat anything?)
- *A-t-il attendu les autres?* (Did he wait for the others?)
- *N'a-t-il pas attendu?* (Didn't he wait for the others?)

Regular verbs follow a prescribed set of rules for the formation of the past participle, whereas irregular verbs (discussed in the following section) must be memorized. Past participles of verbs conjugated with *avoir* agree in gender (masculine or feminine — add *e*) and number (singular or plural — add *s*) with a preceding direct object noun or pronoun:

- *Le(s) film(s)?* (The film[s]?) *Je l'(les)ai aimé(s).* (I liked it [them].)
- *Quelle(s) robe(s) a-t-elle choisie(s)?* (Which dress[es] did she choose?)
- *Il nous a vus.* (He saw us.)

Past Participles of Regular Verbs

The past participles of regular verbs are formed by dropping the infinitive endings, as shown in Table 1.

TABLE 1 Regular Past Participles

Verb	-er Verbs	-ir Verbs	-re Verbs
Ending	- é	- i	- u
Infinitive	<i>parl er</i>	<i>fin r</i>	<i>répond re</i>
Past Participle	<i>parlé</i>	<i>fini</i>	<i>répondu</i>
Example	<i>J'ai parlé à Anne.</i> (I spoke to Ann.)	<i>Nous avons fini.</i> (We have finished.)	<i>Ils ont répondu.</i> (They answered.)

The past participles of shoe verbs require no spelling change within their **stems** (forms to which endings are added):

- *voyager* (to travel) *Vous avez voyagé.* (You traveled.)
- *avancer* (to advance) *L'auto a avancé.* (The car advanced.)
- *payer* (to pay) *Ils ont payé.* (They paid.)
- *acheter* (to buy) *J'ai acheté un pantalon.* (I bought pants.)
- *appeler* (to call) *A-t-elle appelé?* (Did she call?)

- *célébrer* (to celebrate) *Il a célébré son anniversaire.* (He celebrated his birthday.)

Past Participles of Irregular Verbs

In many cases, irregular verbs have irregular past participles and can be grouped according to their endings, as shown in Tables [1](#) , [2](#) , [3](#) , and [4](#) .

TABLE 1 Past Participles Ending in - u:

Irregular Verb	Past Participle	English Translation
<i>avoir</i>	<i>eu</i>	had
<i>boire</i>	<i>bu</i>	drank
<i>connaître</i>	<i>connu</i>	known, knew
<i>croire</i>	<i>cru</i>	believed
<i>devoir</i>	<i>dû</i>	had to, owed
<i>lire</i>	<i>lu</i>	read
<i>pleuvoir</i>	<i>plu</i>	rained
<i>pouvoir</i>	<i>pu</i>	was able to
<i>recevoir</i>	<i>reçu</i>	received
<i>savoir</i>	<i>su</i>	knew
<i>voir</i>	<i>vu</i>	seen, saw
<i>vouloir</i>	<i>voulu</i>	wanted

TABLE 2 Past Participles Ending in - is:

Irregular Verb	Past Participle	English Translation
<i>mettre</i>	<i>mis</i>	put (on)
<i>prendre</i>	<i>pris</i>	took

TABLE 3 Past Participles Ending in - it:

Irregular Verb	Past Participle	English Translation
<i>conduire</i>	<i>conduit</i>	driven, drove
<i>dire</i>	<i>dit</i>	said, told
<i>écrire</i>	<i>écrit</i>	written, wrote

TABLE 4 Other Irregular Past Participles

Irregular Verb	Past Participle	English Translation
<i>être</i>	<i>été</i>	been, was

<i>faire</i>	<i>fait</i>	made, done, did
<i>offrir</i>	<i>offert</i>	offered
<i>ouvrir</i>	<i>ouvert</i>	opened

Irregular verbs that are contained within a larger verb are used as the basis of the past participle:

- *mettre* (put) and *mis* (put); *permettre* (permit) and *permis* (permitted)
- *ouvrir* (open) and *ouvert* (opened); *couvrir* (cover) and *couvert* (covered)

The *Passé Composé* with *Être*

The *passé composé* of 17 verbs is formed by combining the present tense of *être* (*je suis, tu es, il est, nous sommes, vous êtes, ils sont*) and then adding the past participle of the verb showing the action. Most of these verbs express motion or a change of place, state, or condition (that is, going up, going down, going in, going out, or remaining).

Dr. and Mrs. Vandertrampp live in the house in Figure 1, as illustrated in Table 1. Their name may help you memorize the 17 verbs using *être*. An asterisk (*) in Table 6 denotes an irregular past participle.

Figure 1 Verbs using *être* in the *passé composé*.

TABLE 1 Verbs Using *Être*

	Verb	Past Participle
D	<i>devenir</i> (to become)	<i>devenu*</i>
R	<i>revenir</i> (to come back)	<i>revenu*</i>
M	<i>mourir</i> (to die)	<i>mort*</i>
R	<i>retourner</i> (to return)	<i>retourné</i>
S	<i>sortir</i> (to go out)	<i>sorti</i>
V	<i>venir</i> (to come)	<i>venu*</i>
A	<i>arriver</i> (to arrive)	<i>arrivé</i>
N	<i>naître</i> (to be born)	<i>né*</i>
D	<i>descendre</i> (to descend)	<i>descendu</i>
E	<i>entrer</i> (to enter)	<i>entré</i>

R	<i>rentrer</i> (to return)	<i>rentré</i>
T	<i>tomber</i> (to fall)	<i>tombé</i>
R	<i>rester</i> (to remain)	<i>resté</i>
A	<i>aller</i> (to go)	<i>allé</i>
M	<i>monter</i> (to go up)	<i>monté</i>
P	<i>partir</i> (to leave)	<i>parti</i>
P	<i>passer</i> (to pass by)	<i>passé</i>

Verbs whose helping verb is *être* must show agreement of their past participles in gender (masculine or feminine — add *e*) and number (singular or plural — add *s*) with the subject noun or pronoun, as shown in Table 2 :

TABLE 2 Agreement with Être

Masculine Subjects	Feminine Subjects
<i>je suis allé</i>	<i>je suis allée</i>
<i>tu es parti</i>	<i>tu es partie</i>
<i>il est venu</i>	<i>elle est venue</i>
<i>nous sommes arrivés</i>	<i>nous sommes arrivées</i>
<i>vous êtes sorti(s)</i>	<i>vous êtes sortie(s)</i>
<i>ils sont morts</i>	<i>elles sont mortes</i>

Remember the following rules when using *être* as a helping verb in the *passé composé*:

- ***Vous* can be a singular or plural subject for both masculine and feminine subjects .**

Singular

Vous êtes entré. (You entered.)

Vous êtes entrée. (You entered.)

Plural

Vous êtes entrés. (You entered.)

Vous êtes entrées. (You entered.)

- **For a mixed group, always use the masculine form.**
 - *Roger et Bernard sont revenus.* (Roger and Bernard came back.)
 - *Louise et Mireille sont revenues.* (Louise and Mireille came back.)
 - *Roger et Louise sont revenus.* (Roger and Louise came back.)
- **If the masculine past participle ends in an unpronounced consonant, pronounce the consonant for the feminine singular and plural forms:**
 - *Il est mort.* (He died.) *Ils sont morts.* (They died.)
 - *Elle est morte.* (She died.) *Elles sont mortes.* (They died.)

Forming the negative in the *passé composé* with *être*

In the negative, put *ne* before the conjugated form of *être* and the negative word after it:

- *Il n'est pas sorti.* (He didn't go out.)
- *Elles ne sont pas encore arrivées.* (They didn't arrive yet.)

Questions in the *passé composé* with *être*

To form a question using inversion, invert the conjugated form of *être* with the subject pronoun and add a hyphen. The negatives surround the hyphenated verb and pronoun:

- *Sont-ils partis?* (Did they leave?)
- *Ne sont-ils pas partis?* (Didn't they leave?)

Special Verbs that Use *Être* and *Avoir*

Generally, the verbs *descendre*, *monter*, *passer*, *rentrer*, *retourner*, and *sortir* use *être* as their helping verb. They may, however, take *avoir* as their helping verb when they are used with a direct object. The meaning of these verbs differs according to the helping verb that is used:

- ***descendre***: with *être*, got off, went down; with *avoir*, took down
 - *Tu es descendu(e) du train.* (You got off the train.)
 - *J'ai descendu l'escalier.* (I went downstairs.)
 - *Il a descendu sa valise.* (He took down his suitcase.)
- ***monter***: with *être*, went up; with *avoir*, took up
 - *Elles sont montées.* (They went upstairs.)
 - *Nous avons monté nos affaires.* (We took [brought] up our things.)
- ***passer***: with *être*, passed by; with *avoir*, spent
 - *Je suis passé(e) par la pâtisserie.* (I passed by the pastry shop.)
 - *Il a passé un mois au Canada.* (He spent a month in Canada.)
- ***rentrer***: with *être*, came in; with *avoir*, brought in
 - *Vous êtes rentré(e)(s) tôt.* (You came home early.)
 - *Elle a rentré le chat.* (She brought in the cat.)
- ***retourner***: with *être*, returned; with *avoir*, turned over
 - *Il est retourné à Paris.* (He returned to Paris.)
 - *Ils ont retourné la chaise.* (They turned over the table.)
- ***sortir***: with *être*, went out; with *avoir*, took out
 - *Elles sont sorties.* (They went out.)
 - *Il a sorti son portefeuille.* (He took out his wallet.)

The imperfect

Introduction to the Imperfect

The **imperfect** is a past tense that has different applications than the *passé composé*. In certain circumstances, depending upon the meaning you wish to convey, you have the choice of using either the imperfect or the *passé composé*. Particular words, phrases, and expressions generally indicate which of these two tenses to use in a given circumstance.

The imperfect (or *l'imparfait*) expresses or describes continued, repeated, habitual actual or incomplete actions, situations, or events in the past. In other words, the imperfect describes what was going on at an indefinite time in the past or what used to happen:

- *Le ciel était bleu.* (The sky was blue.)
- *L'enfant jouait.* (The child was playing.)
- *Il chantait toujours.* (He always used to sing.)

The imperfect is unlike the *passé composé* in that it does not use a helping (auxiliary) verb and only requires the addition of specific endings to the **stem** (forms to which endings are added) of the verb. Very few irregularities exist in the imperfect tense.

Imperfect Tense and Regular Verbs

The imperfect is formed by dropping the *-ons* ending of the *nous* form of the present tense of regular verbs and all irregular verbs except *être*, as illustrated in Table 1 :

TABLE 1 Forming the Imperfect (Examples: jouer, finir, rendre)

	je	tu	il, elle	nous	vous	ils, elles
<i>Nous</i> ending of the present tense				<i>jou ons finiss ons rend ons</i>		
Infinitive ending	<i>-ais</i>	<i>-ais</i>	<i>-ait</i>	<i>-ions</i>	<i>-iez</i>	<i>-aient</i>
	<i>jouais</i>	<i>jouais</i>	<i>jouait</i>	<i>jouions</i>	<i>jouiez</i>	<i>jouaient</i>
	<i>finissais</i>	<i>finissais</i>	<i>finissait</i>	<i>finissions</i>	<i>finissiez</i>	<i>finissaient</i>
	<i>rendais</i>	<i>rendais</i>	<i>rendait</i>	<i>rendions</i>	<i>rendiez</i>	<i>rendaient</i>

The endings that must be added are as follows:

Verbs already ending in *-ions* in the present tense have an additional *i* before the *-ions* and the *-iez* imperfect endings:

- *Nous riions.* (We were laughing.)
- *Vous étudiez.* (You were studying.)
- *Nous vérifions le moteur.* (We were checking the motor.)

To form the negative, place *ne* before the conjugated imperfect form of the verb and place the negative word after it, as follows:

- *Je ne parlais pas.* (I wasn't speaking.)
- *Nous ne regardions rien.* (We weren't looking at anything.)

Remember that pronouns remain before the conjugated verb: *Elle ne vous regardait pas.* (She wasn't looking at you.)

Imperfect Verbs with Spelling Changes

Only two categories of verbs with spelling changes need a closer look in the imperfect:

- For verbs ending in *-cer*, change *c* to *ç* before the *a* to keep the soft *c* (*s*) sound. This change occurs only inside the shoe.
 - j'avançais
 - tu avançais
 - il/elle avançait
 - nous avancions
 - vous avanciez
 - ils avançaient
- For verbs ending in *-ger*, insert a silent *e* between *g* and *a* to keep the soft *g* (*zh*) sound. This change occurs only inside the shoe.
 - je nageais
 - tu nageais
 - il/elle nageait
 - nous nagions
 - vous nagiez
 - ils nageaient

Imperfect Tense and Irregular Verbs

Irregular verbs follow the same imperfect formation rules as do regular verbs. Drop the *-ons* from the *nous* form and add the imperfect endings. Consider the following examples:

- *Tous les ans ils allaient à la plage.* (They used to go to the beach every year.)
- *Je faisais mes devoirs.* (I was doing my homework.)

The following is a list of the most common irregular present tense verbs whose imperfect forms follow the general rules:

- *aller* (to go): *nous allons*
- *avoir* (to have): *nous avons*
- *boire* (to drink): *nous buvons*
- *conduire* (to drive): *nous conduisons*
- *connaître* (to know): *nous connaissons*
- *croire* (to believe): *nous croyons*
- *devoir* (to have to): *nous devons*
- *dire* (to say, tell): *nous disons*
- *dormir* (to sleep): *nous dormons*
- *écrire* (to write): *nous écrivons*
- *faire* (to make, do): *nous faisons*
- *lire* (to read): *nous lisons*
- *mettre* (to put): *nous mettons*
- *offrir* (to offer): *nous offrons*
- *ouvrir* (to open): *nous ouvrons*
- *pouvoir* (to be able to): *nous pouvons*
- *prendre* (to take): *nous prenons*
- *recevoir* (to receive): *nous recevons*
- *savoir* (to know): *nous savons*
- *venir* (to come): *nous venons*

- *voir* (to see): *nous voyons*
- *vouloir* (to wish, want): *nous voulons*

Falloir (to be necessary) and *pleuvoir* (to rain) are used only in the third person singular form in the imperfect: *il fallait* (it was necessary) and *il pleuvait* (it was raining).

The only verb that does not follow the rule for the formation of the imperfect is *être*: *j'étais*; *tu étais*; *il, elle, on était*; *nous étions*; *vous étiez*; *ils, elles étaient*.

Imperfect Versus *Passé Composé* With that in mind, the following words, phrases, and expressions often require the use of the *passé composé* because they specify a definite past time:

- *l'année passée* (last year)
- *avant-hier* (the day before yesterday)
- *d'abord* (at first)
- *enfin* (finally)
- *ensuite* (then, next)
- *l'été/l'hiver passé* (last summer/winter)
- *finalelement* (finally)
- *une fois* (one time)
- *hier* (yesterday)
- *hier soir* (last night)
- *l'autre jour* (the other day)
- *ce jour-là* (that day)
- *un jour* (one day)
- *le mois passé* (dernier) (last month)
- *la semaine passée* (dernière) (last week)
- *soudain* (suddenly)
- *tout à coup* (suddenly)

The imperfect, on the other hand, expresses an action that continued in the past over an indefinite, undetermined period of time and could have been captured by a video camera. The imperfect also describes what was going on in the past when another action or event took place in the *passé composé*: *Il sortait quand je suis arriv(é)* (He was going out when I arrived.)

When “would” means “used to,” use the imperfect: *Quand j'étais jeune je lisais beaucoup*. (When I was young, I would read a lot.)

The following expressions generally imply repetitious or habitual past actions and, therefore, require the imperfect:

- *autrefois* (formerly)
- *chaque jour* (semaine, mois, année) (each [every] day, week, month, year)
- *de temps à autre* (from time to time)
- *de temps en temps* (from time to time)
- *d'habitude* (usually)
- *d'ordinaire* (usually, generally)
- *en ce temps-là* (at that time)
- *en général* (generally)

- *fréquemment* (frequently)
- *généralement* (generally)
- *habituellement* (habitually)
- *parfois* (sometimes)
- *quelquefois* (sometimes)
- *souvent* (often)
- *toujours* (always)
- *tous les jours (mois)* (every day, month)
- *tout le temps* (all the time)

Verbs that indicate a state of mind in the past are generally used in the imperfect.

- *aimer* (to like, love)
- *croire* (to believe)
- *désirer* (to desire)
- *espérer* (to hope)
- *être* (to be)
- *penser* (to think)
- *pouvoir* (to be able to)
- *préférer* (to prefer)
- *regretter* (to regret, be sorry)
- *savoir* (to know [how])
- *vouloir* (to want)

When, however, the state of mind occurred at a specific time in the past, the *passé composé* is used:

- *Je ne pouvais pas l'aider.* (I couldn't help him.)
- *Je n'ai pas pu l'aider hier.* (I couldn't help him yesterday.)

Differences in the use of the *passé composé* and the imperfect are summarized in Table 1.

TABLE 1 Comparing the *Passé Composé* and the Imperfect

<i>Passé Composé</i>	Imperfect
Expresses specific actions or events that were started and completed at a definite time in the past (even if the time isn't mentioned).	Describes continuous and ongoing actions or events in the past (which may or may not have been completed).
<i>Je suis sorti.</i> (I went out.)	<i>Il parlait vite.</i> (He was speaking quickly.)
Expresses a specific action or event that occurred at a specific point in past time	Describes habitual or repeated actions in the past.
<i>Elle est arrivée hier.</i> (She arrived yesterday.)	<i>D'habitude il jouait bien.</i> (Usually, he played well.)
Expresses a specific action or event that was repeated for a stated number of times.	Describes a person, place, thing, or state of mind.
<i>Luc a chanté deux fois.</i> (Luke sang twice.)	<i>J'étais ravi.</i> (I was delighted.)

Future Tense

The **future tense** expresses what the subject will do or is going to do in the future. It also describes what action will or is going to take place at a future time.

Although the future tense is usually used for events taking place in the future, the present tense in French may be used to refer to an action that will take place very soon or to ask for future instructions.

- *Il part tôt.* (He will be leaving early.)
- *Je prends le bus?* (Shall I take the bus?)

In addition, you can express an imminent action in the near future by conjugating the verb *aller* (to go) in the present tense and adding the infinitive of the action the speaker will perform. Keep in mind that the irregular present tense of *aller* is *je vais, tu vas, il va, nous allons, vous allez,* and *ils vont*.

- *Il va aller loin.* (He's going to go far.)
- *Ils vont jouer.* (They are going to play.)

Otherwise, use the future tense in the following cases:

- **To express what will happen:** *Je réussirai.* (I will succeed.)
- After *quand* (when), *lorsque* (when), *dès que* (as soon as), and *aussitôt que* (as soon as), when referring to a future action, even if the present tense is used in English: *Quand (Lorsque, Dès que, Aussitôt que) nous aurons beaucoup d'argent, nous irons en France.* (When [As soon as] we have a lot of money, we will go to France.)

Future tense of regular verbs

Form the future tense of regular verbs, as shown in Table 1, by adding the following endings (often referred to as **avoir endings** because they resemble the present conjugation of *avoir*) to the verb infinitive.

TABLE 1 The Future of Regular Verbs

<i>Subject</i>	<i>Ending</i>	<i>-er verbs</i>	<i>-ir verbs</i>	<i>-re verbs</i>
<i>je</i>	<i>-ai</i>	<i>laverai</i>	<i>punirai</i>	<i>vendrai</i>
<i>tu</i>	<i>-as</i>	<i>laveras</i>	<i>puniras</i>	<i>vendras</i>
<i>il</i>	<i>-a</i>	<i>lavera</i>	<i>punira</i>	<i>vendra</i>
<i>nous</i>	<i>-ons</i>	<i>laverons</i>	<i>punirons</i>	<i>vendrons</i>
<i>vous</i>	<i>-ez</i>	<i>laverez</i>	<i>punirez</i>	<i>vendrez</i>
<i>ils</i>	<i>-ont</i>	<i>laveront</i>	<i>puniront</i>	<i>vendront</i>

Note the following about forming the future tense of regular verbs:

- *-re* verbs drop the final *e* before adding the appropriate future ending: *vendre* (to sell) becomes *nous vendrons* (we will sell)
- The *e* of the *er* infinitive stem of the future is not pronounced.

Future tense and verbs with spelling changes

All verbs that require spelling changes form the future in the same way as regular verbs: infinitive + future ending (except the following):

- For verbs ending in *-yer* (except *envoyer*, which is irregular), change *y* to *i* in all forms of the future tense. Verbs ending in *-ayer* may or may not make this change:
 - *j'emplo i erai, nous emplo i erons* (I will use, we will use)
 - *je pa i erai* or *je pa y erai* (I will pay)
- For verbs ending in *e + consonant + er* (but not *é + consonant + er*), change the silent *e* before the infinitive ending to *è* in all forms of the future tense.
 - *tu ach èteras, vous ach èterez* (you will buy)
- With *appeler* and *jeter*, double the consonant in the future tense.
 - *nous appellerons* (we will call)
 - *nous jetterons* (we will throw)

Future tense of irregular verbs

Irregular verbs in the future have future stems ending in *-r* or *-rr*. Add the future endings to these stems to get the correct future form, as shown in Table 2 .

TABLE 2 Forming the Future Tense with Irregular Verbs

<i>Infinitive</i>	<i>Stem</i>	<i>Examples</i>
<i>aller</i> (to go)	<i>ir-</i>	<i>J'irai en France.</i> (I will go to France.)
<i>avoir</i> (to have)	<i>aur-</i>	<i>Vous aurez un bon voyage.</i> (You will have a good trip.)
<i>devoir</i> (to have to)	<i>devr-</i>	<i>Il devra partir bientôt.</i> (He will have to leave soon.)
<i>être</i> (to be)	<i>ser-</i>	<i>Nous serons contents.</i> (We will be happy.)
<i>envoyer</i> (to send)	<i>enverr-</i>	<i>Elles t'enverront une lettre.</i> (They will send you a letter.)
<i>faire</i> (to make, do)	<i>fer-</i>	<i>Tu feras de ton mieux.</i> (You will do your best.)
<i>pouvoir</i> (to be able to)	<i>pourr-</i>	<i>Ils pourront sortir ce soir.</i> (They will be able to go out this evening.)
<i>recevoir</i> (to receive)	<i>recevr-</i>	<i>Tu recevras une surprise.</i> (You will receive a surprise.)
<i>savoir</i> (to know)	<i>saur-</i>	<i>Il ne saura pas la réponse correcte.</i> (He will not know the correct answer.)
<i>venir</i> (to come)	<i>viendr-</i>	<i>Je viendrai lundi.</i> (I will come on Monday.)
<i>voir</i> (to see)	<i>verr-</i>	<i>Nous verrons ce film.</i> (We will see that film.)

<i>vouloir</i> (to wish, want)	<i>voudr-</i>	<i>Ils voudront vous aider.</i> (They will want to help you.)
--------------------------------	---------------	---

Negating in the future tense

To negate a sentence in the future, simply put *ne* and the negative word around the conjugated verb:

- *Elles ne sortiront pas ce soir.* (They will not go out this evening.)
- *Il ne fumera jamais.* (He will never smoke.)

Remember that pronouns remain before the conjugated verb: *Je ne te téléphonerai pas.* (I will not call you.)

Questions in the future tense

To form a question using inversion, reverse the order of the subject pronoun and the verb and join them with a hyphen:

- *Irez-vous en France cet été?* (Will you go to France this summer?)
- *Jouera-t-elle du piano?* (Will she play the piano.)

The Conditional

The **conditional** is not a tense because it does not refer to a time period. Instead, the conditional is a mood that expresses what a subject would do under certain circumstances.

Use the conditional in the following situations:

- To express what would happen under certain conditions: *Si j'avais le temps je voyagerais.* (If I had the time, I would travel.)
- When “could” has the sense of “should be able to,” in which case you use the conditional of *pouvoir*: *Il pourrait faire ceci.* (He could [should be able to] do this.)
- To politely make a request or a demand: *Je voudrais l'acheter.* (I would like to buy it.)

The conditional uses the same stem as the future tense, but you then add the conditional endings, which are exactly the same as the imperfect endings, as shown in Table 1 .

TABLE 1 The Conditional of Regular Verbs

<i>Subject</i>	<i>Ending</i>	<i>-er verbs</i>	<i>-ir verbs</i>	<i>-re verbs</i>
<i>je</i>	<i>-ais</i>	<i>laverais</i>	<i>punirais</i>	<i>vendrais</i>
<i>tu</i>	<i>-ais</i>	<i>laverais</i>	<i>punirais</i>	<i>vendrais</i>
<i>il</i>	<i>-ait</i>	<i>laverait</i>	<i>punirait</i>	<i>vendrait</i>
<i>nous</i>	<i>-ions</i>	<i>laverions</i>	<i>punirions</i>	<i>vendrions</i>
<i>vous</i>	<i>-iez</i>	<i>laveriez</i>	<i>puniriez</i>	<i>vendriez</i>

<i>ils</i>	<i>-aient</i>	<i>laveraient</i>	<i>puniraient</i>	<i>vendraient</i>
------------	---------------	-------------------	-------------------	-------------------

For irregular verbs and verbs with spelling changes, you simply add conditional endings to the stems used for the future.

- **acheter:** nous achèterions (xxx)
- **aller:** j'irais (xxx)
- **appeler:** vous appelleriez (xxx)
- **avoir:** tu aurais (xxx)
- **devoir:** il devrait (xxx)
- **envoyer:** j'enverrais (xxx)
- **essayer:** j'essaierais or j'essayerai (xxx)
- **être:** nous serions (xxx)
- **faire:** vous feriez (xxx)
- **jeter:** elle jetterait (xxx)
- **pouvoir:** ils pourraient (xxx)
- **recevoir:** je recevrais (xxx)
- **savoir:** on saurait (xxx)
- **venir:** nous viendrions (xxx)
- **voir:** vous verriez (xxx)
- **vouloir:** ils voudraient (xxx)

Irregularities in the future and conditional also occur in related verbs:

- *nous mettrions* (we would put); *nous permettrions* (we would permit)
- *j'enverrais* (I would send); *je renverrais* (I would send back)

Negating in the conditional

To negate a sentence in the conditional, simply put *ne* and the negative word around the conjugated verb:

- *Elle ne rirait pas.* (She wouldn't laugh.)
- *Je ne pleurerais pas.* (I wouldn't cry.)

Remember that pronouns remain before the conjugated verb: *Il ne vous punirait pas.* (He wouldn't punish you.)

Questions in the conditional

To form a question using inversion, reverse the order of the subject pronoun and the verb and join them with a hyphen:

- *Voudriez-vous aller en France?* (Would you like to go to France?)
- *J'aimerais partir.* (I would like to leave.)

Reflexive Verbs

A **reflexive verb infinitive** is identified by its reflexive pronoun *se*, which is placed before the infinitive and that serves as a direct or indirect object pronoun. A **reflexive verb** shows that the subject is performing the action upon itself and, therefore, the subject and the reflexive pronoun refer to the same person or thing, as in *je m' appelle* (I call myself), which is translated to “My name is.”

Some verbs must always be reflexive, whereas other verbs may be made reflexive by adding the correct object pronoun. The meaning of some verbs varies depending upon whether or not the verb is used reflexively.

Reflexive verbs are always conjugated with the reflexive pronoun that agrees with the subject: *me* (myself), *te* (yourself), *se* (himself, herself, itself, themselves), *nous* (ourselves), and *vous* (yourself, yourselves). These pronouns generally precede the verb. Follow the rules for conjugating regular verbs, verbs with spelling changes, and irregular verbs, depending on of the tense, as shown in Table 1 :

TABLE 1 Reflexive Verb Conjugation — Present Tense

<i>Subject</i>	<i>Pronoun</i>	<i>Verb</i>
<i>je</i>	<i>me (m')</i>	<i>lève</i>
<i>tu</i>	<i>te (t')</i>	<i>rases</i>
<i>il/elle/on</i>	<i>se (s')</i>	<i>lave</i>
<i>nous</i>	<i>nous</i>	<i>dépêchons</i>
<i>vous</i>	<i>vous</i>	<i>réveillez</i>
<i>ils/elles</i>	<i>se (s')</i>	<i>couchent</i>

Reflexive constructions have the following translations:

- **Present tense:** *Je me lave.* (I wash myself.)
- **Imperfect tense:** *Je me lavais.* (I was washing [used to] myself.)
- **Future tense:** *Je me laverai.* (I will wash myself.)
- **Conditional:** *Je me laverais.* (I would wash myself.)

Consider the following most commonly used reflexive verbs. Those marked with asterisks have shoe verb spelling change within the infinitive.

- *s'approcher de* (approach)
- *s'arrêter de* (stop)
- *se baigner* (bathe, swim)
- *se blesser* (hurt oneself)
- *se bronzer* (tan)
- *se brosser* (brush)
- *se brûler* (burn oneself)
- *se casser* (break)
- *se coiffer* (do one's hair)
- *se coucher* (go to bed)
- *se couper* (cut oneself)

- *se demander* (wonder)
- *se dépêcher* (hurry)
- *se déshabiller* (undress)
- *se détendre* (relax)
- *s'endormir* (go to sleep)
- *se fâcher* (get angry)
- *s'habiller* (dress)
- *s'impatienter* (become impatient)
- *s'inquiéter de** (worry about)
- *se laver* (wash)
- *se lever** (get up)
- *se maquiller* (apply make-up)
- *se mettre à* (begin)
- *s'occuper de* (take care of)
- *se peigner* (comb)
- *se présenter* (introduce oneself)
- *se promener** (take a walk)
- *se rappeler** (recall)
- *se raser* (shave)
- *se reposer* (rest)
- *se réunir* (meet)
- *se réveiller* (wake up)
- *se servir de* (use)
- *se tromper* (make a mistake)

In addition, some French verbs are always reflexive despite the fact that in English they are not:

- *s'écrier* (exclaim, cry out)
- *s'en aller* (leave, go away)
- *se fier à* (trust)
- *se méfier de* (distrust)
- *se moquer de* (make fun of)
- *se soucier de* (care about)
- *se souvenir de* (remember)

When a subject is followed by two verbs (and keep in mind that when the first one is conjugated, the second must be in the infinitive, the reflexive pronoun precedes the infinitive, because its meaning is tied to that verb:

- *Je vais me dépêcher.* (I'm going to hurry.)
- *Il ne va pas se raser.* (He's not going to shave.)

Reflexive or Non Reflexive?

The meaning of certain verbs allows the use of the verb either as reflexive or non-reflexive, depending upon whom the action is performed. *Me, te, se, nous,* and *vous* are also used as direct and indirect object pronouns when not used reflexively. Be sure, therefore, to pay attention to the meaning you wish to convey.

- *Je me lave.* (I wash myself.)

- *Je lave la voiture.* (I wash the car.)
- *Je la lave.* (I wash it.)
- *Il se réveille.* (He wakes [himself] up.)
- *Il me réveille.* (He wakes me up.)

Some verbs in French have different meanings when used reflexively, as shown in Table 1.

TABLE 1 Different Meanings for Reflexive Verbs

<i>Basic Meaning</i>	<i>Reflexive Meaning</i>
<i>attendre</i> (wait for)	<i>s'attendre à</i> (expect)
<i>battre</i> (beat)	<i>se battre</i> (fight)
<i>demander</i> (ask)	<i>se demander</i> (wonder)
<i>occuper</i> (occupy)	<i>s'occuper de</i> (take care of)
<i>passer</i> (spend time)	<i>se passer de</i> (do without)
<i>servir</i> (serve)	<i>se servir de</i> (use)
<i>tromper</i> (deceive)	<i>se tromper</i> (make a mistake)

Even verbs that are not generally used as reflexive verbs may be made reflexive by adding the reflexive pronoun:

- *Je prépare le dîner.* (I prepare dinner.)
- *Je me prépare.* (I prepare myself.)

Reflexive verbs may be used in the plural to express reciprocal action meaning “each other” or “one another:”

- *Nous nous parlons.* (We speak to each other.)
- *Vous vous regardez.* (You look at one another.)

Idiomatic Reflexive Verbs

Some idiomatic reflexive verbs are as follows:

- *se brosser les dents* (brush one's teeth)
- *se casser la jambe* (break one's leg)
- *s'en aller* (go away)
- *se faire des amis* (make friends)
- *se mettre en colère* (get angry)
- *se rendre compte de* (realize)
- *Elle s'en va.* (She's going away.)
- *Il se met en colère.* (He's getting angry.)

Reflexive Verbs and Commands

In a negative command, the reflexive pronoun directly precedes the verb: *Ne te lève pas!* (Don't get up!)

In an affirmative command, the reflexive pronoun follows the verb and is attached to it by a hyphen. In familiar commands, *te* becomes *toi* after the verb: *Lève-toi!* *Levez-vous!* (Get up!)

Reflexive Verbs and Compound Tenses

In compound tenses like the *passé composé*, reflexive verbs use *être* as their helping (auxiliary) verb. The reflexive pronoun remains before the conjugated helping form of *être*, as follows:

- *Je me suis lavé(e)*. (I washed myself.)
- *Tu t'es préparé(e)*. (You didn't get ready.)
- *Il s'est rasé*. (He shaved.)
- *Elle s'est couchée*. (Didn't she go to bed?)
- *Nous nous sommes peigné(e)s*. (We combed our hair.)
- *Vous vous êtes coiffé(e)s*. (You didn't do your hair.)
- *Ils se sont impatientés*. (They became impatient.)
- *Elles se sont maquillées*. (They put on their makeup.)

When the reflexive pronoun is used as a direct object, as in “Whom did they wash? Themselves!” the past participle agrees with the reflexive pronoun: *Ils se sont lavés*. (They washed themselves.)

When the reflexive pronoun is used as an indirect object (“To/for whom did they wash something? For themselves!”), the past participle shows no agreement: *Ils se sont lavé la figure*. (They washed their faces.)

The subjunctive

Uses of the Subjunctive

The **subjunctive** is a mood that reflects the subject's attitude: wishing, wanting, emotions, doubt, denial, and disbelief. Although the subjunctive is used far more frequently in French than in English, you can avoid using it.

The subjunctive is not a tense (which indicates time) but can be put into a time frame. The **present subjunctive** is the most prevalent and expresses both present and future time.

The present subjunctive refers to actions in the present or the future: *Il est possible que je parte demain*. (It's possible that I will leave tomorrow.)

The subjunctive is needed when all of the following conditions are met:

- The sentence must contain two different clauses with two different subjects.
- The clauses must be joined by *que* (that) or, in special instances, by *qui*.
- One of the clauses must show wishing, wanting, need, necessity, emotion, doubt, or denial.

A French sentence using the subjunctive may have a differing English syntax that often omits the word “that” and uses an infinitive instead: *Il est nécessaire que tu arrives tôt.* (You have to arrive early. It is necessary that you arrive early.)

Forms of the Subjunctive

The present subjunctive of regular verbs and of many irregular verbs is formed by dropping the *-ent* from the third person plural (*ils/elles*) form of the present tense and adding the following endings, as shown in Table 1.

TABLE 1 The Present Subjunctive of Regular Verbs

<i>Subject</i>	<i>Ending</i>	<i>-er verbs</i>	<i>-ir verbs</i>	<i>-re verbs</i>
		<i>aim ent</i>	<i>agiss ent</i>	<i>rend ent</i>
<i>je</i>	<i>-e</i>	<i>aim e</i>	<i>agiss e</i>	<i>rend e</i>
<i>tu</i>	<i>-es</i>	<i>aim es</i>	<i>agiss es</i>	<i>rend es</i>
<i>il</i>	<i>-e</i>	<i>aim e</i>	<i>agiss e</i>	<i>rend e</i>
<i>nous</i>	<i>-ons</i>	<i>aim ions</i>	<i>agiss ions</i>	<i>rend ions</i>
<i>vous</i>	<i>-ez</i>	<i>aim iez</i>	<i>agiss iez</i>	<i>rend iez</i>
<i>ils</i>	<i>-ent</i>	<i>aim ent</i>	<i>agiss ent</i>	<i>rend ent</i>

Some irregular verbs and some verbs with spelling changes use two different **stems** (the verb forms to which endings are added) to form the present subjunctive, as shown in Table 2.

TABLE 2 Different Stems for the Present Subjunctive

<i>Verb</i>	<i>Ils Stem</i>	<i>Nous Stem</i>
<i>boire</i>	<i>boiv-</i>	<i>buv-</i>
<i>croire</i>	<i>croi-</i>	<i>croy-</i>
<i>devoir</i>	<i>doiv-</i>	<i>dev-</i>
<i>prendre</i>	<i>prenn-</i>	<i>pren-</i>
<i>recevoir</i>	<i>reçoiv-</i>	<i>recev-</i>
<i>venir</i>	<i>vienn-</i>	<i>ven-</i>
<i>voir</i>	<i>voi-</i>	<i>voy-</i>
<i>manger</i>	<i>mange-</i>	<i>mang-</i>
<i>envoyer</i>	<i>envoi-</i>	<i>envoy-</i>
<i>acheter</i>	<i>achèt-</i>	<i>achet-</i>
<i>appeler</i>	<i>appell-</i>	<i>appel-</i>
<i>préférer</i>	<i>préfèr-</i>	<i>préfèr-</i>

- The *ils* stem of the present tense for *je, tu, il/elle/on, ils/elles*
- The *nous* form of the present tense for *nous* and *vous*

Some verbs are completely irregular and must be memorized.

- *aller: j'aille, tu ailles, il aille, nous allons, vous allez, ils aillent*
- *vouloir: je veuille, tu veuilles, il veuille, nous voulions, vous vouliez, ils veulent*
- *faire: je fasse, tu fasses, il fasse, nous faisons, vous faites, ils font*
- *pouvoir: je puisse, tu puisses, il puisse, nous puissions, vous puissiez, ils puissent*
- *savoir: je sache, tu saches, il sache, nous sachions, vous sachiez, ils sachent*
- *avoir: j'aie, tu aies, il ait, nous ayons, vous ayez, ils aient*
- *être: je sois, tu sois, il soit, nous soyons, vous soyez, ils soient*

Remember that the subjunctive form of the verb must be joined to another clause by *que*.

After impersonal expressions

The subjunctive is used in the clause introduced by *que* after impersonal expressions that show opinion, doubt, need, or emotion: *Il est important que vous étudiiez.* (It is important that you study.)

- *il est absurde* (it is absurd)
- *il est amusant* (it is amusing)
- *il est bon* (it is good)
- *il est curieux* (it is curious)
- *il est dommage* (it is a pity)
- *il est douteux* (it is doubtful)
- *il est essentiel* (it is essential)
- *il est étonnant* (it is amazing)
- *il est étrange* (it is strange)
- *il est gentil* (it is nice)
- *il est impératif* (it is imperative)
- *il est important* (it is important)
- *il est impossible* (it is impossible)
- *il est injuste* (it is unfair)
- *il est intéressant* (it is interesting)
- *il est ironique* (it is ironic)
- *il est juste* (it is fair)
- *il est naturel* (it is natural)
- *il est nécessaire* (it is necessary)
- *il est normal* (it is normal)
- *il est possible* (it is possible)
- *il est préférable* (it is preferable)
- *il est rare* (it is rare)
- *il est regrettable* (it is regrettable)
- *il est surprenant* (it is surprising)
- *il est temps* (it is time)
- *il est urgent* (it is urgent)
- *il est utile* (it is useful)
- *il convient* (it is fitting)

- *il faut* (it is necessary)
- *il semble* (it seems)
- *il suffit* (it is enough)
- *il vaut mieux* (it is better)

For many impersonal expressions, *c'est* may be used in place of *il est*: *C'est étrange qu'il ne vienne pas.* (It's strange that he isn't coming.)

After verbs and expressions of doubt, denial, and disbelief

The subjunctive is used after verbs and expressions of doubt, denial, and disbelief. The **indicative tenses**, which state facts (present, *passé composé*, imperfect, and future) are used after verbs and expressions of certainty and probability. When these verbs and expressions, shown in Table 3, are used in the negative or the interrogative, they imply uncertainty or doubt and require the subjunctive. On the contrary, when doubt is negated, certainty or probability exists and the indicative is used:

- **Subjunctive:** *Il doute que je fasse de mon mieux.* (He doubts that I'll do my best.)
- **Future:** *Il ne doute pas que je ferai de mon mieux.* (He doesn't doubt that I'll do my best.)

TABLE 3 The Subjunctive after Impersonal Expressions

<i>Indicative (Certainty)</i>	<i>Subjunctive (Uncertainty)</i>
<i>je sais</i> (I know)	<i>je doute</i> (I doubt)
	<i>je ne sais pas</i> (I don't know)
<i>je suis sûr(e)</i> (I'm sure)	<i>je ne suis pas sûr(e)</i> (I'm not sure)
<i>je suis certain(e)</i> (I am certain)	<i>je ne suis pas certain(e)</i> (I am not certain)
<i>il est certain</i> (it is certain)	<i>il n'est pas certain</i> (it isn't certain)
	<i>il est douteux</i> (it's doubtful)
<i>il est clair</i> (it's clear)	<i>il n'est pas clair</i> (it isn't clear)
<i>il est évident</i> (it is evident)	<i>il n'est pas évident</i> (it isn't evident)
<i>il est exact</i> (it is exact)	<i>il n'est pas exact</i> (it isn't exact)
<i>il paraît</i> (it appears)	<i>il semble</i> (it seems)
<i>il est vrai</i> (it's true)	<i>il n'est pas vrai</i> (it isn't true)
<i>il est sûr</i> (it is sure)	<i>il n'est pas sûr</i> (it isn't sure)
<i>il est probable</i> (it is probable)	<i>il est possible</i> (it is possible)
<i>il est improbable</i> (it is improbable)	<i>il est impossible</i> (it is impossible)
	<i>il se peut</i> (it is possible)

The subjunctive expresses an action viewed as potential and whose realization is doubted or uncertain. The desired purpose or end may never be met. You can sense a distinct difference in mental outlook between the indicative *il est probable* (it is probable) and the subjunctive *il est possible* (it is possible).

- *Il est probable que tu réussiras.* (It is probable that you will succeed.)
- *Il est possible que tu réussisses.* (It is possible that you will succeed.)

That same difference exists between the indicative *il paraît* (it appears) and the subjunctive *il semble* (it seems).

After verbs of opinion or knowledge, such as *penser* (to think), *croire* (to believe), and *espérer* (to hope), the indicative or the subjunctive is chosen depending upon the meaning of certainty or uncertainty that the speaker wishes to convey. Used affirmatively, these verbs usually require the indicative because they show belief, conviction, or knowledge on the part of the speaker: *Je crois que tu gagneras le match.* (I believe you'll win the match.) Used negatively or interrogatively, these verbs usually (but not always) take the subjunctive because they convey doubt or uncertainty:

- **The speaker has no doubt:** *Crois-tu qu'elle dit la vérité?* (Do you believe she is telling the truth?)
- **The speaker has doubts:** *Crois-tu qu'elle dise la vérité?* (Do you believe she is telling the truth?)

After a wish or a command

The subjunctive is used in the clause following verbs expressing a wish, request, command, permission, prohibition, preference, or desire:

- *aimer mieux* (prefer)
- *commander* (order)
- *conseiller* (advise)
- *consentir* (consent)
- *demander* (ask)
- *défendre* (forbid)
- *désirer* (desire)
- *empêcher* (prevent)
- *exiger* (demand)
- *insister* (insist)
- *ordonner* (order)
- *permettre* (permit)
- *préférer* (prefer)
- *souhaiter* (wish)
- *suggérer* (suggest)
- *vouloir* (want)

Consider the following examples of using the subjunctive after a wish or command:

- *Il préfère que nous restions ici.* (He prefers us to stay here.)
- *Elle insiste que vous fassiez le travail.* (She insists that you do the work.)

After verbs and expressions of emotion and feeling

The subjunctive is used after verbs and expressions of emotion and feeling, as in the following:

- *content(e)* (content)
- *désolé(e)* (sorry)
- *embarrassé* (embarrassed)
- *ennuyé(e)* (annoyed)
- *enchanté(e), ravi(e)* (delighted)
- *étonné(e)* (astonished)
- *fâché(e)* (angry)
- *fier (fière)* (proud)
- *flatté(e)* (flattered)
- *furieux(euse)* (furious)
- *gêné(e)* (bothered)
- *heureux(euse)* (happy)
- *irrité(e), énervé(e)* (irritated)
- *malheureux(euse)* (unhappy)
- *mécontent(e)* (displeased)
- *surpris(e)* (surprised)
- *triste* (sad)

Do the following to properly express emotions:

- Use the subject pronoun + *être* (conjugated) + adjective + *que* + ...: *Je suis triste qu'il soit malade.* (I'm sad that he's sick.)
- **Use *avoir* instead of *être* with *peur* (fear) and *honte* (shame):** *Il a honte que vous pleuriez.* (He is ashamed that you are crying.)

After certain conjunctions

Conjunctions are words that connect and relate vocabulary words and pronouns and that connect two clauses in a sentence. They are invariable; that is, their spelling never changes. The subjunctive is used after conjunctions that express the following:

- **Time:** *jusqu'à ce que* (until), *avant que* (before)
J'attendrai jusqu'à ce qu'il vienne. (I'll wait until he comes.)
- **Purpose:** *pour que* (in order that)
Je partirai afin qu'il puisse dormir. (I'll leave so that he can sleep.)
- **Concession:** *bien que* (although)
Il ira bien qu'il soit malade. (He'll go, although he's sick.)
- **Negation:** *sans que* (without)

Il est arrivé sans qu'elle le sache. (He arrived without her knowing it.)

The following conjunctions take the indicative:

- *après que* (after)
- *aussitôt que* (as soon as)
- *dès que* (as soon as)
- *parce que* (because)
- *pendant que* (while)
- *peut-être que* (perhaps)
- *puisque* (since)
- *tandis que* (while, whereas)

Subjunctive versus Infinitive

If the subjects are exactly the same in meaning in both clauses of a sentence, *que* is omitted and the subjunctive is replaced by the infinitive: *Je voudrais jouer au tennis.* (I want to play tennis.)

However, you say the following: *Je voudrais que nous jouions au tennis.* (I want us to play tennis.)